



---

# An Introduction to Cryptography

Copyright © 1990-1998 Network Associates, Inc. and its Affiliated Companies. All Rights Reserved.

PGP\*, Version 6.0.2

12-98. Printed in the EC

PGP, Pretty Good, and Pretty Good Privacy are registered trademarks of Network Associates, Inc. and/or its Affiliated Companies in the US and other countries. All other registered and unregistered trademarks in this document are the sole property of their respective owners.

Portions of this software may use public key algorithms described in U.S. Patent numbers 4,200,770, 4,218,582, 4,405,829, and 4,424,414, licensed exclusively by Public Key Partners; the IDEA(tm) cryptographic cipher described in U.S. patent number 5,214,703, licensed from Ascom Tech AG; and the Northern Telecom Ltd., CAST Encryption Algorithm, licensed from Northern Telecom, Ltd. IDEA is a trademark of Ascom Tech AG. Network Associates Inc. may have patents and/or pending patent applications covering subject matter in this software or its documentation; the furnishing of this software or documentation does not give you any license to these patents. The compression code in PGP is by Mark Adler and Jean-Loup Gailly, used with permission from the free Info-ZIP implementation. LDAP software provided courtesy University of Michigan at Ann Arbor, Copyright © 1992-1996 Regents of the University of Michigan. All rights reserved. This product includes software developed by the Apache Group for use in the Apache HTTP server project (<http://www.apache.org/>). Copyright © 1995-1997 The Apache Group. All rights reserved. See text files included with the software or the PGP web site for further information. This software is based in part on the work of the Independent JPEG Group. Soft TEMPEST font courtesy of Ross Anderson and Marcus Kuhn.

The software provided with this documentation is licensed to you for your individual use under the terms of the End User License Agreement and Limited Warranty provided with the software. The information in this document is subject to change without notice. Network Associates Inc. does not warrant that the information meets your requirements or that the information is free of errors. The information may include technical inaccuracies or typographical errors. Changes may be made to the information and incorporated in new editions of this document, if and when made available by Network Associates Inc.

Export of this software and documentation may be subject to compliance with the rules and regulations promulgated from time to time by the Bureau of Export Administration, United States Department of Commerce, which restrict the export and re-export of certain products and technical data.

Network Associates International BV.  
Gatwickstraat 25  
1043 GL Amsterdam  
<http://www.nai.com>

[info@nai.com](mailto:info@nai.com)

\* is sometimes used instead of the ® for registered trademarks to protect marks registered

---

## LIMITED WARRANTY

**Limited Warranty.** Network Associates warrants that for sixty (60) days from the date of original purchase the media (for example diskettes) on which the Software is contained will be free from defects in materials and workmanship.

**Customer Remedies.** Network Associates' and its suppliers' entire liability and your exclusive remedy shall be, at Network Associates' option, either (i) return of the purchase price paid for the license, if any, or (ii) replacement of the defective media in which the Software is contained with a copy on nondefective media. You must return the defective media to Network Associates at your expense with a copy of your receipt. This limited warranty is void if the defect has resulted from accident, abuse, or misapplication. Any replacement media will be warranted for the remainder of the original warranty period. Outside the United States, this remedy is not available to the extent Network Associates is subject to restrictions under United States export control laws and regulations.

**Warranty Disclaimer.** To the maximum extent permitted by applicable law, and except for the limited warranty set forth herein, THE SOFTWARE IS PROVIDED ON AN "AS IS" BASIS WITHOUT WARRANTY OF ANY KIND, EXPRESS OR IMPLIED. WITHOUT LIMITING THE FOREGOING PROVISIONS, YOU ASSUME RESPONSIBILITY FOR SELECTING THE SOFTWARE TO ACHIEVE YOUR INTENDED RESULTS, AND FOR THE INSTALLATION OF, USE OF, AND RESULTS OBTAINED FROM THE SOFTWARE. WITHOUT LIMITING THE FOREGOING PROVISIONS, NETWORK ASSOCIATES MAKES NO WARRANTY THAT THE SOFTWARE WILL BE ERROR-FREE OR FREE FROM INTERRUPTIONS OR OTHER FAILURES OR THAT THE SOFTWARE WILL MEET YOUR REQUIREMENTS. TO THE MAXIMUM EXTENT PERMITTED BY APPLICABLE LAW, NETWORK ASSOCIATES DISCLAIMS ALL WARRANTIES, EITHER EXPRESS OR IMPLIED, INCLUDING BUT NOT LIMITED TO IMPLIED WARRANTIES OF MERCHANTABILITY, FITNESS FOR A PARTICULAR PURPOSE, AND NONINFRINGEMENT WITH RESPECT TO THE SOFTWARE AND THE ACCOMPANYING DOCUMENTATION. SOME STATES AND JURISDICTIONS DO NOT ALLOW LIMITATIONS ON IMPLIED WARRANTIES, SO THE ABOVE LIMITATION MAY NOT APPLY TO YOU. The foregoing provisions shall be enforceable to the maximum extent permitted by applicable law.



# Preface

Cryptography is the stuff of spy novels and action comics. Kids once saved up Ovaltine™ labels and sent away for Captain Midnight's Secret Decoder Ring. Almost everyone has seen a television show or movie involving a nondescript suit-clad gentleman with a briefcase handcuffed to his wrist. The word “espionage” conjures images of James Bond, car chases, and flying bullets.

And here you are, sitting in your office, faced with the rather mundane task of sending a sales report to a coworker in such a way that no one else can read it. You just want to be sure that your colleague was the actual and only recipient of the email and you want him or her to know that you were unmistakably the sender. It's not national security at stake, but if your company's competitor got a hold of it, it could cost you. How can you accomplish this?

You can use cryptography. You may find it lacks some of the drama of code phrases whispered in dark alleys, but the result is the same: information revealed only to those for whom it was intended.

## Who should read this guide

This guide is useful to anyone who is interested in knowing the basics of cryptography, and explains the terminology and technology you will encounter as you use PGP products. You will find it useful to read before you begin working with cryptography.

## How to use this guide

This guide describes how to use PGP to securely manage your organization's messages and data storage.

[Chapter 1, “The Basics of Cryptography,”](#) provides an overview of the terminology and concepts you will encounter as you use PGP products.

[Chapter 2, “Phil Zimmermann on PGP,”](#) written by PGP's creator, contains discussions of security, privacy, and the vulnerabilities inherent in any security system, even PGP.

## For more information

There are several ways to find out more about Network Associates and its products.

### Customer service

To order products or obtain product information, contact the Network Associates Customer Care department.

You can contact Customer Care at one of the following numbers Monday through Friday between 6:00 A.M. and 6:00 P.M. Pacific time.

**Phone** +31(20)5866100

Or write to:

Network Associates International BV.  
Gatwickstraat 25  
1043 GL Amsterdam  
Netherland

### Technical support

Network Associates is famous for its dedication to customer satisfaction. We have continued this tradition by making our site on the World Wide Web a valuable resource for answers to technical support issues. We encourage you to make this your first stop for answers to frequently asked questions, for updates to Network Associates software, and for access to Network Associates news and encryption information.

**World Wide Web** <http://www.nai.com>

Technical Support for your PGP product is also available through these channels:

**Phone** +31(20)5866100

**Email** [tech-support-europe@nai.com](mailto:tech-support-europe@nai.com)

To provide the answers you need quickly and efficiently, the Network Associates technical support staff needs some information about your computer and your software. Please have this information ready before you call:

- PGP product name
- PGP product version

- Computer platform and CPU type
- Amount of available memory (RAM)
- Operating system and version and type of network
- Content of any status or error message displayed on screen, or appearing in a log file (not all products produce log files)
- Email application and version (if the problem involves using PGP with an email product, for example, the Eudora plug-in)

## Related reading

Here are some documents that you may find helpful in understanding cryptography:

### Non-Technical and beginning technical books

- “*Cryptography for the Internet*,” by Philip R. Zimmermann. Scientific American, October 1998. This article, written by PGP’s creator, is a tutorial on various cryptographic protocols and algorithms, many of which happen to be used by PGP.
- “*Privacy on the Line*,” by Whitfield Diffie and Susan Eva Landau. MIT Press; ISBN: 0262041677. This book is a discussion of the history and policy surrounding cryptography and communications security. It is an excellent read, even for beginners and non-technical people, and contains information that even a lot of experts don’t know.
- “*The Codebreakers*,” by David Kahn. Scribner; ISBN: 0684831309. This book is a history of codes and code breakers from the time of the Egyptians to the end of WWII. Kahn first wrote it in the sixties, and published a revised edition in 1996. This book won’t teach you anything about how cryptography is accomplished, but it has been the inspiration of the whole modern generation of cryptographers.
- “*Network Security: Private Communication in a Public World*,” by Charlie Kaufman, Radia Perlman, and Mike Spencer. Prentice Hall; ISBN: 0-13-061466-1. This is a good description of network security systems and protocols, including descriptions of what works, what doesn’t work, and why. Published in 1995, it doesn’t have many of the latest technological advances, but is still a good book. It also contains one of the most clear descriptions of how DES works of any book written.

## Intermediate books

- “*Applied Cryptography: Protocols, Algorithms, and Source Code in C*,” by Bruce Schneier, John Wiley & Sons; ISBN: 0-471-12845-7. This is a good beginning technical book on how a lot of cryptography works. If you want to become an expert, this is the place to start.
- “*Handbook of Applied Cryptography*,” by Alfred J. Menezes, Paul C. van Oorschot, and Scott Vanstone. CRC Press; ISBN: 0-8493-8523-7. This is the technical book you should read after Schneier’s book. There is a lot of heavy-duty math in this book, but it is nonetheless usable for those who do not understand the math.
- “*Internet Cryptography*,” by Richard E. Smith. Addison-Wesley Pub Co; ISBN: 0201924803. This book describes how many Internet security protocols work. Most importantly, it describes how systems that are designed well nonetheless end up with flaws through careless operation. This book is light on math, and heavy on practical information.
- “*Firewalls and Internet Security: Repelling the Wily Hacker*,” by William R. Cheswick and Steven M. Bellovin. Addison-Wesley Pub Co; ISBN: 0201633574. This book is written by two senior researchers at AT&T Bell Labs and is about their experiences maintaining and redesigning AT&T’s Internet connection. Very readable.

## Advanced books

- “*A Course in Number Theory and Cryptography*,” by Neal Koblitz. Springer-Verlag; ISBN: 0-387-94293-9. An excellent graduate-level mathematics textbook on number theory and cryptography.
- “*Differential Cryptanalysis of the Data Encryption Standard*,” by Eli Biham and Adi Shamir. Springer-Verlag; ISBN: 0-387-97930-1. This book describes the technique of differential cryptanalysis as applied to DES. It is an excellent book for learning about this technique.



# Table of Contents

<b>Preface</b> .....	<b>v</b>
Who should read this guide .....	v
How to use this guide .....	v
For more information .....	vi
Customer service .....	vi
Technical support .....	vi
Related reading .....	vii
 <b>Chapter 1. The Basics of Cryptography</b> .....	<b>11</b>
Encryption and decryption .....	11
What is cryptography? .....	11
Strong cryptography .....	12
How does cryptography work? .....	12
Conventional cryptography .....	13
Caesar's Cipher .....	13
Key management and conventional encryption .....	14
Public key cryptography .....	14
How PGP works .....	16
Keys .....	17
Digital signatures .....	18
Hash functions .....	19
Digital certificates .....	21
Validity and trust .....	23
Checking validity .....	23
Establishing trust .....	24
Meta and trusted introducers .....	24
Trust models .....	24
Direct Trust .....	25
Hierarchical Trust .....	25
Web of Trust .....	26
Levels of trust in PGP .....	26

What is a passphrase? .....	27
Key splitting .....	28
Technical details .....	28
<b>Chapter 2. Phil Zimmermann on PGP .....</b>	<b>29</b>
Why I wrote PGP .....	29
The PGP symmetric algorithms .....	33
About PGP data compression routines .....	35
About the random numbers used as session keys .....	35
About the message digest .....	36
How to protect public keys from tampering .....	37
How does PGP keep track of which keys are valid? .....	40
How to protect private keys from disclosure .....	42
What if you lose your private key? .....	43
Beware of snake oil .....	43
Vulnerabilities .....	48
Compromised passphrase and private key .....	48
Public key tampering .....	49
Not Quite Deleted Files .....	49
Viruses and Trojan horses .....	50
Swap files or virtual memory .....	51
Physical security breach .....	52
Tempest attacks .....	52
Protecting against bogus timestamps .....	52
Exposure on multi-user systems .....	53
Traffic analysis .....	54
Cryptanalysis .....	54
<b>Glossary .....</b>	<b>57</b>
<b>Index .....</b>	<b>77</b>

# The Basics of Cryptography

# 1

When Julius Caesar sent messages to his generals, he didn't trust his messengers. So he replaced every A in his messages with a D, every B with an E, and so on through the alphabet. Only someone who knew the “shift by 3” rule could decipher his messages.

And so we begin.

## Encryption and decryption

Data that can be read and understood without any special measures is called *plaintext* or *cleartext*. The method of disguising plaintext in such a way as to hide its substance is called *encryption*. Encrypting plaintext results in unreadable gibberish called *ciphertext*. You use encryption to ensure that information is hidden from anyone for whom it is not intended, even those who can see the encrypted data. The process of reverting ciphertext to its original plaintext is called *decryption*.

*Figure 1-1* illustrates this process.



Figure 1-1. Encryption and decryption

## What is cryptography?

*Cryptography* is the science of using mathematics to encrypt and decrypt data. Cryptography enables you to store sensitive information or transmit it across insecure networks (like the Internet) so that it cannot be read by anyone except the intended recipient.

While cryptography is the science of securing data, *cryptanalysis* is the science of analyzing and breaking secure communication. Classical cryptanalysis involves an interesting combination of analytical reasoning, application of mathematical tools, pattern finding, patience, determination, and luck. Cryptanalysts are also called *attackers*.

*Cryptology* embraces both cryptography and cryptanalysis.

## Strong cryptography

*“There are two kinds of cryptography in this world: cryptography that will stop your kid sister from reading your files, and cryptography that will stop major governments from reading your files. This book is about the latter.”*

--Bruce Schneier, *Applied Cryptography: Protocols, Algorithms, and Source Code in C*.

PGP is also about the latter sort of cryptography.

Cryptography can be *strong* or *weak*, as explained above. Cryptographic strength is measured in the time and resources it would require to recover the plaintext. The result of *strong cryptography* is ciphertext that is very difficult to decipher without possession of the appropriate decoding tool. How difficult? Given all of today's computing power and available time—even a billion computers doing a billion checks a second—it is not possible to decipher the result of strong cryptography before the end of the universe.

One would think, then, that strong cryptography would hold up rather well against even an extremely determined cryptanalyst. Who's really to say? No one has proven that the strongest encryption obtainable today will hold up under tomorrow's computing power. However, the strong cryptography employed by PGP is the best available today. Vigilance and conservatism will protect you better, however, than claims of impenetrability.

## How does cryptography work?

A *cryptographic algorithm*, or *cipher*, is a mathematical function used in the encryption and decryption process. A cryptographic algorithm works in combination with a *key*—a word, number, or phrase—to encrypt the plaintext. The same plaintext encrypts to different ciphertext with different keys. The security of encrypted data is entirely dependent on two things: the strength of the cryptographic algorithm and the secrecy of the key.

A cryptographic algorithm, plus all possible keys and all the protocols that make it work comprise a *cryptosystem*. PGP is a cryptosystem.

## Conventional cryptography

In conventional cryptography, also called *secret-key* or *symmetric-key* encryption, one key is used both for encryption and decryption. The Data Encryption Standard (DES) is an example of a conventional cryptosystem that is widely employed by the Federal Government. [Figure 1-2](#) is an illustration of the conventional encryption process.

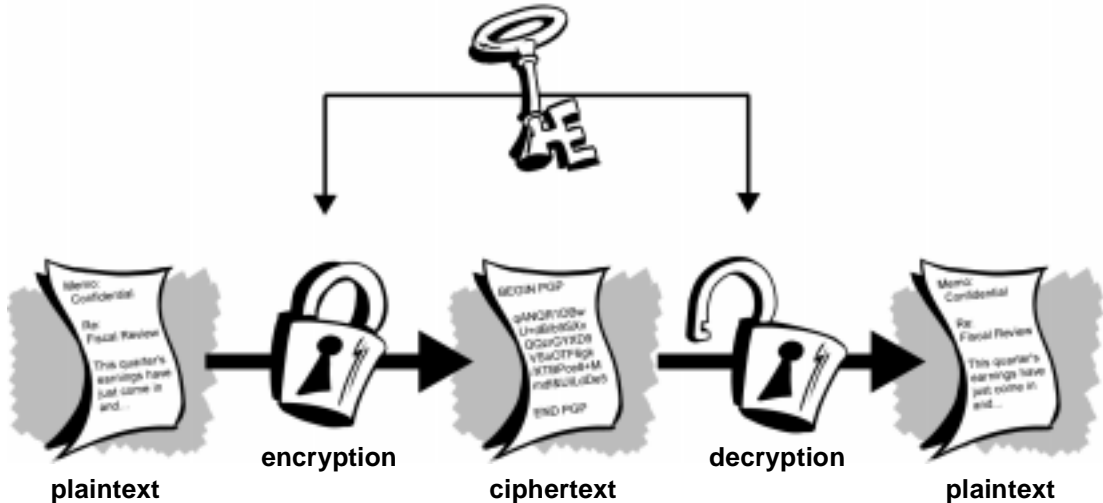


Figure 1-2. Conventional encryption

## Caesar's Cipher

An extremely simple example of conventional cryptography is a substitution cipher. A substitution cipher substitutes one piece of information for another. This is most frequently done by offsetting letters of the alphabet. Two examples are Captain Midnight's Secret Decoder Ring, which you may have owned when you were a kid, and Julius Caesar's cipher. In both cases, the algorithm is to offset the alphabet and the key is the number of characters to offset it.

For example, if we encode the word "SECRET" using Caesar's key value of 3, we offset the alphabet so that the 3rd letter down (D) begins the alphabet.

So starting with

ABCDEFGHIJKLMNOPQRSTUVWXYZ

and sliding everything up by 3, you get

DEFGHIJKLMNOPQRSTUVWXYZABC

where D=A, E=B, F=C, and so on.

Using this scheme, the plaintext, “SECRET” encrypts as “VHFUHW.” To allow someone else to read the ciphertext, you tell them that the key is 3.

Obviously, this is exceedingly weak cryptography by today’s standards, but hey, it worked for Caesar, and it also illustrates how conventional cryptography works.

## Key management and conventional encryption

Conventional encryption has benefits. It is very fast. It is especially useful for encrypting data that is not *going* anywhere. However, conventional encryption alone as a means for transmitting secure data can be quite expensive simply due to the difficulty of secure key distribution.

Recall a character from your favorite spy movie: the person with a locked briefcase handcuffed to his or her wrist. What is in the briefcase, anyway? It’s probably not the missile launch code/biotoxin formula/invasion plan itself. It’s the *key* that will decrypt the secret data.

For a sender and recipient to communicate securely using conventional encryption, they must agree upon a key and keep it secret between themselves. If they are in different physical locations, they must trust a courier, the Bat Phone, or some other secure communication medium to prevent the disclosure of the secret key during transmission. Anyone who overhears or intercepts the key in transit can later read, modify, and forge all information encrypted or authenticated with that key. From DES to Captain Midnight’s Secret Decoder Ring, the persistent problem with conventional encryption is *key distribution*: how do you get the key to the recipient without someone intercepting it?

## Public key cryptography

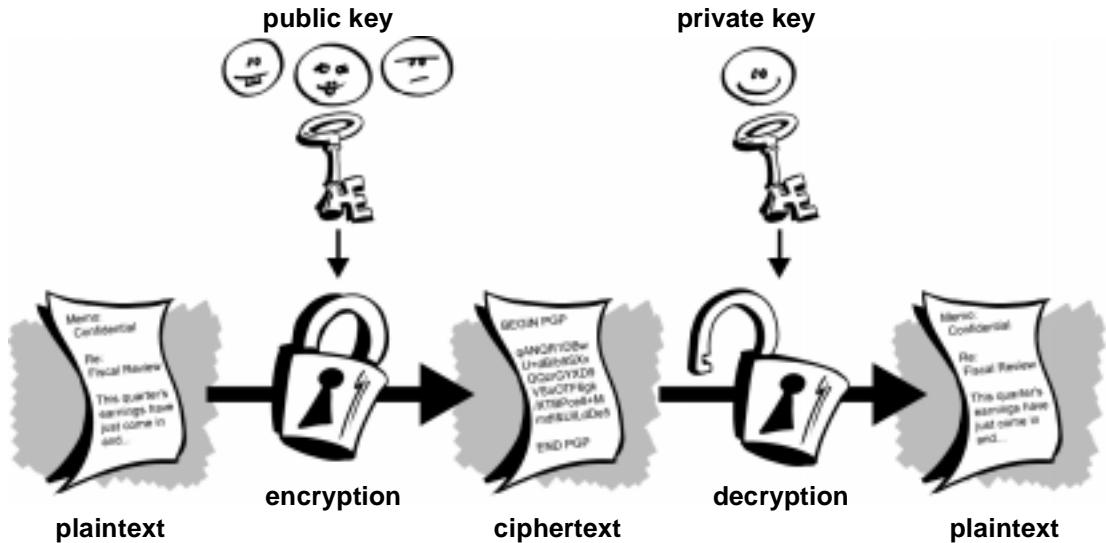
The problems of key distribution are solved by *public key cryptography*, the concept of which was introduced by Whitfield Diffie and Martin Hellman in 1975. (There is now evidence that the British Secret Service invented it a few years before Diffie and Hellman, but kept it a military secret—and did nothing with it.)<sup>1</sup>

Public key cryptography is an asymmetric scheme that uses a *pair* of keys for encryption: a *public key*, which encrypts data, and a corresponding *private*, or *secret key* for decryption. You publish your public key to the world while keeping your private key secret. Anyone with a copy of your public key can then encrypt information that only you can read. Even people you have never met.

---

1. J H Ellis, The Possibility of Secure Non-Secret Digital Encryption, CESG Report, January 1970. [CESG is the UK’s National Authority for the official use of cryptography.]

It is computationally infeasible to deduce the private key from the public key. Anyone who has a public key can encrypt information but cannot decrypt it. Only the person who has the corresponding private key can decrypt the information.



**Figure 1-3. Public key encryption**

The primary benefit of public key cryptography is that it allows people who have no preexisting security arrangement to exchange messages securely. The need for sender and receiver to share secret keys via some secure channel is eliminated; all communications involve only public keys, and no private key is ever transmitted or shared. Some examples of public-key cryptosystems are Elgamal (named for its inventor, Taher Elgamal), RSA (named for its inventors, Ron Rivest, Adi Shamir, and Leonard Adleman), Diffie-Hellman (named, you guessed it, for its inventors), and DSA, the Digital Signature Algorithm (invented by David Kravitz).

Because conventional cryptography was once the only available means for relaying secret information, the expense of secure channels and key distribution relegated its use only to those who could afford it, such as governments and large banks (or small children with secret decoder rings). Public key encryption is the technological revolution that provides strong cryptography to the adult masses. Remember the courier with the locked briefcase handcuffed to his wrist? Public-key encryption puts him out of business (probably to his relief).

## How PGP works

PGP combines some of the best features of both conventional and public key cryptography. PGP is a *hybrid cryptosystem*.

When a user encrypts plaintext with PGP, PGP first compresses the plaintext. Data compression saves modem transmission time and disk space and, more importantly, strengthens cryptographic security. Most cryptanalysis techniques exploit patterns found in the plaintext to crack the cipher. Compression reduces these patterns in the plaintext, thereby greatly enhancing resistance to cryptanalysis. (Files that are too short to compress or which don't compress well aren't compressed.)

PGP then creates a *session key*, which is a one-time-only secret key. This key is a random number generated from the random movements of your mouse and the keystrokes you type. This session key works with a very secure, fast conventional encryption algorithm to encrypt the plaintext; the result is ciphertext. Once the data is encrypted, the session key is then encrypted to the recipient's public key. This public key-encrypted session key is transmitted along with the ciphertext to the recipient.

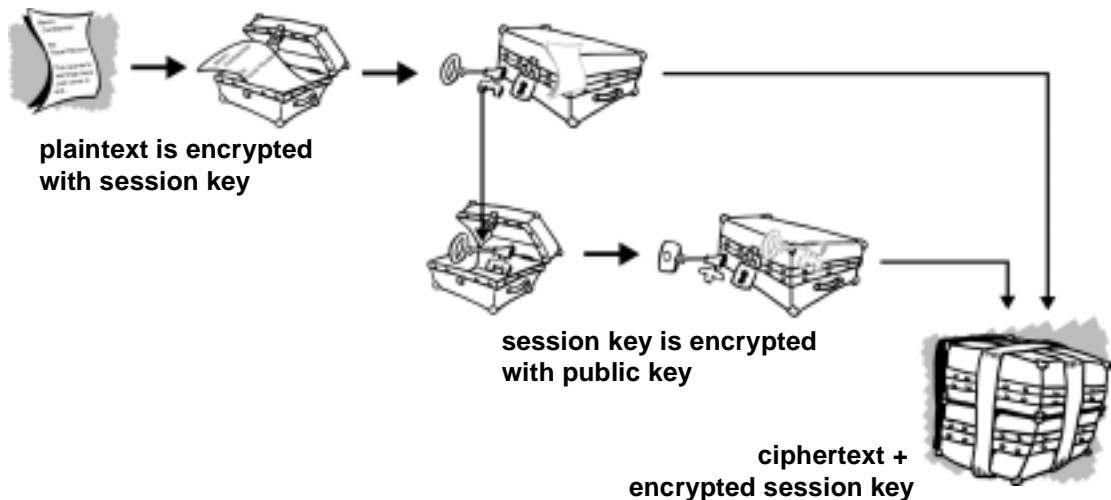
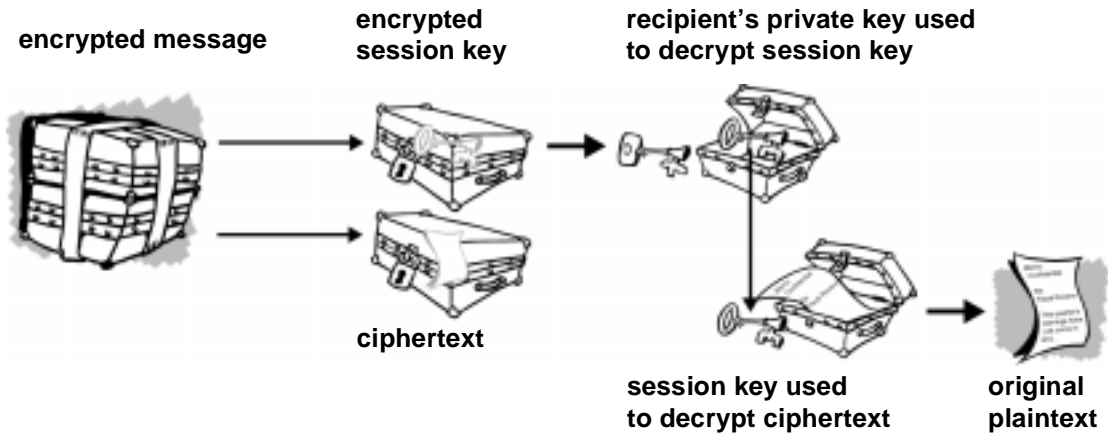


Figure 1-4. How PGP encryption works



Decryption works in the reverse. The recipient's copy of PGP uses his or her private key to recover the temporary session key, which PGP then uses to decrypt the conventionally-encrypted ciphertext.



**Figure 1-5. How PGP decryption works**

The combination of the two encryption methods combines the convenience of public key encryption with the speed of conventional encryption. Conventional encryption is about 1,000 times faster than public key encryption. Public key encryption in turn provides a solution to key distribution and data transmission issues. Used together, performance and key distribution are improved without any sacrifice in security.

## Keys

A key is a value that works with a cryptographic algorithm to produce a specific ciphertext. Keys are basically really, really, really big numbers. Key size is measured in bits; the number representing a 1024-bit key is darn huge. In public key cryptography, the bigger the key, the more secure the ciphertext.

However, public key size and conventional cryptography's secret key size are totally unrelated. A conventional 80-bit key has the equivalent strength of a 1024-bit public key. A conventional 128-bit key is equivalent to a 3000-bit public key. Again, the bigger the key, the more secure, but the algorithms used for each type of cryptography are very different and thus comparison is like that of apples to oranges.

While the public and private keys are related, it's very difficult to derive the private key given only the public key; however, deriving the private key is always possible given enough time and computing power. This makes it very important to pick keys of the right size; large enough to be secure, but small enough to be applied fairly quickly. Additionally, you need to consider who might be trying to read your files, how determined they are, how much time they have, and what their resources might be.

Larger keys will be cryptographically secure for a longer period of time. If what you want to encrypt needs to be hidden for many years, you might want to use a very large key. Of course, who knows how long it will take to determine your key using tomorrow's faster, more efficient computers? There was a time when a 56-bit symmetric key was considered extremely safe.

Keys are stored in encrypted form. PGP stores the keys in two files on your hard disk; one for public keys and one for private keys. These files are called *keyrings*. As you use PGP, you will typically add the public keys of your recipients to your public keyring. Your private keys are stored on your private keyring. If you lose your private keyring, you will be unable to decrypt any information encrypted to keys on that ring.

## Digital signatures

A major benefit of public key cryptography is that it provides a method for employing *digital signatures*. Digital signatures enable the recipient of information to verify the authenticity of the information's origin, and also verify that the information is intact. Thus, public key digital signatures provide *authentication* and data *integrity*. A digital signature also provides *non-repudiation*, which means that it prevents the sender from claiming that he or she did not actually send the information. These features are every bit as fundamental to cryptography as privacy, if not more.

A digital signature serves the same purpose as a handwritten signature. However, a handwritten signature is easy to counterfeit. A digital signature is superior to a handwritten signature in that it is nearly impossible to counterfeit, plus it attests to the contents of the information as well as to the identity of the signer.

Some people tend to use signatures more than they use encryption. For example, you may not care if anyone knows that you just deposited \$1000 in your account, but you do want to be darn sure it was the bank teller you were dealing with.

The basic manner in which digital signatures are created is illustrated in [Figure 1-6](#). Instead of encrypting information using someone else's public key, you encrypt it with your private key. If the information can be decrypted with your public key, then it must have originated with you.




Figure 1-6. Simple digital signatures

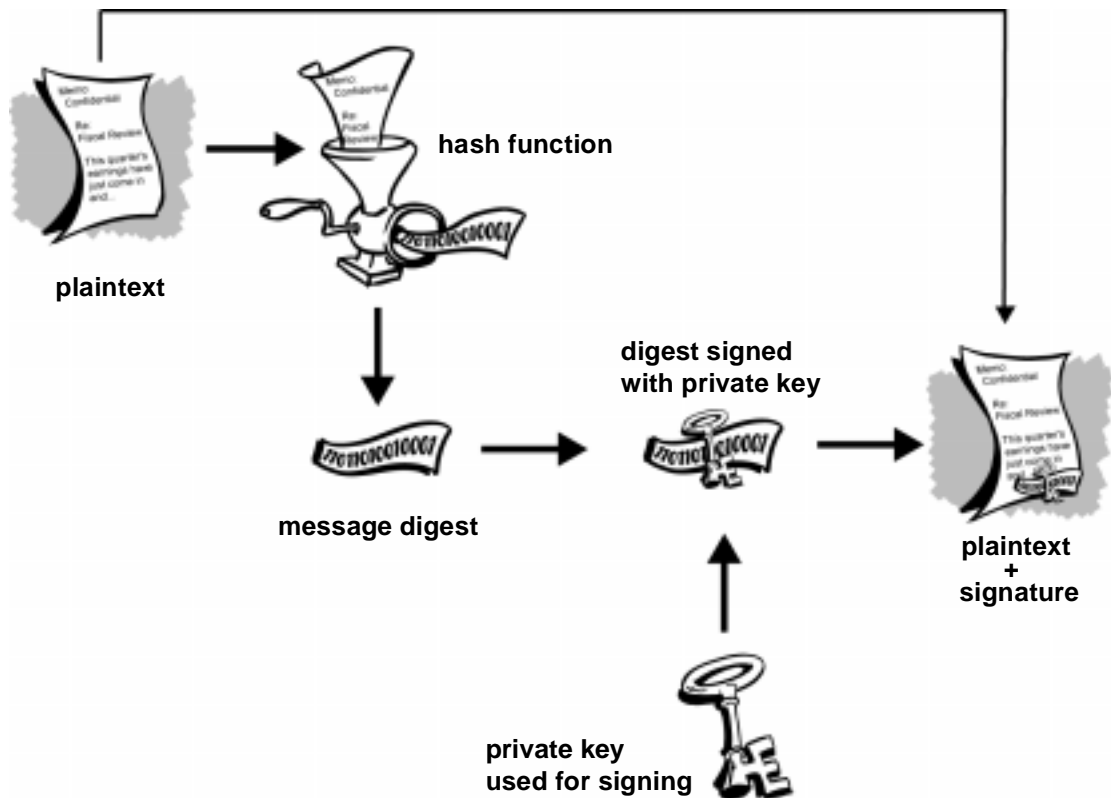
## Hash functions

The system described above has some problems. It is slow, and it produces an enormous volume of data—at least double the size of the original information. An improvement on the above scheme is the addition of a one-way *hash function* in the process. A one-way hash function takes variable-length input—in this case, a message of any length, even thousands or millions of bits—and produces a fixed-length output; say, 160-bits. The hash function ensures that, if the information is changed in any way—even by just one bit—an entirely different output value is produced.

PGP uses a cryptographically strong hash function on the plaintext the user is signing. This generates a fixed-length data item known as a *message digest*. (Again, any change to the information results in a totally different digest.)

Then PGP uses the digest and the private key to create the “signature.” PGP transmits the signature and the plaintext together. Upon receipt of the message, the recipient uses PGP to recompute the digest, thus verifying the signature. PGP can encrypt the plaintext or not; signing plaintext is useful if some of the recipients are not interested in or capable of verifying the signature.

As long as a secure hash function is used, there is no way to take someone's signature from one document and attach it to another, or to alter a signed message in any way. The slightest change in a signed document will cause the digital signature verification process to fail.



**Figure 1-7. Secure digital signatures**

Digital signatures play a major role in authenticating and *validating* other PGP users' keys.

## Digital certificates

One issue with public key cryptosystems is that users must be constantly vigilant to ensure that they are encrypting to the correct person's key. In an environment where it is safe to freely exchange keys via public servers, *man-in-the-middle* attacks are a potential threat. In this type of attack, someone posts a phony key with the name and user ID of the user's intended recipient. Data encrypted to—and intercepted by—the true owner of this bogus key is now in the wrong hands.

In a public key environment, it is vital that you are assured that the public key to which you are encrypting data is in fact the public key of the intended recipient and not a forgery. You could simply encrypt only to those keys which have been physically handed to you. But suppose you need to exchange information with people you have never met; how can you tell that you have the correct key?

*Digital certificates*, or *certs*, simplify the task of establishing whether a key truly belongs to the purported owner.

Webster's dictionary defines *certificate* as “a document containing a certified statement, especially as to the truth of something.” A certificate is a form of credential. Examples might be your passport, your social security card, or your birth certificate. Each of these has some information on it identifying you and some authorization stating that someone else has confirmed your identity. Some certificates, such as your driver's license, are important enough confirmation of your identity that you would not want to lose them, lest someone use them to impersonate you.

A digital certificate is data that functions much like a physical certificate. A digital certificate is information included with a person's public key that helps others verify that a key is genuine or *valid*. Digital certificates are used to thwart attempts to substitute one person's key for another.

A digital certificate consists of three things:

- A public key.
- Certificate information. (“Identity” information about the user, such as name, user ID, and so on.)
- One or more digital signatures.

The purpose of the digital signature on a certificate is to state that the certificate information has been attested to by some other person or entity. The digital signature does not attest to the authenticity of the certificate as a whole; it vouches only that the signed identity information goes along with, or *is bound to*, the public key.

While some security experts believe it is not a good practice to mix professional and personal identity information on one key, but rather have separate keys for each, you will come across certificates containing a public key with several associated identities (for example, the user's name and corporate email account, the user's nickname and home email account, the user's maiden name and college email account—all in one certificate). The list of signatures of each of those identities may differ; signatures usually attest to the authenticity of one of the identities, not that all three are authentic.

For example, suppose your coworker, Alice, asks you to sign her certificate. You look it up on the server and see that Alice has two pieces of identity information associated with the certificate. The first one reads "Alice Petucci, alice@securecompany.com." The second reads "Cleopatra, cleo@cheops.org." Depending on how well you know Alice, you might want to choose to sign only the one that relates to the Alice you know at work.

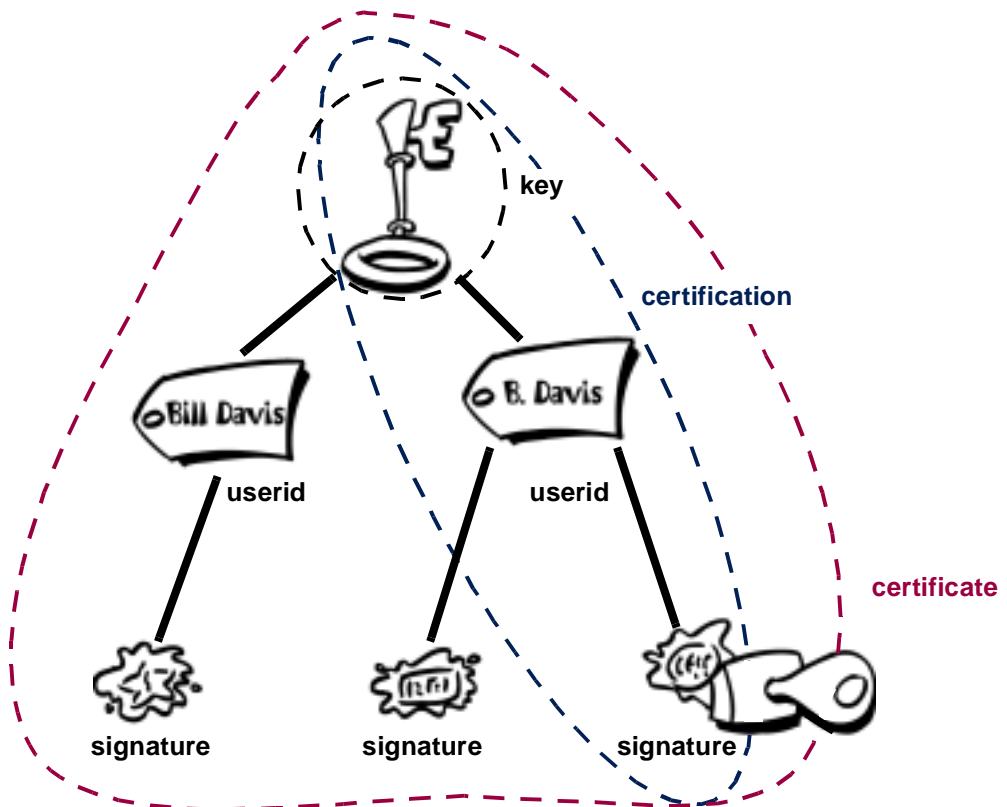


Figure 1-8. Anatomy of a certificate

## Validity and trust

Every user in a public key system is vulnerable to mistaking a phony key (certificate) for a real one. *Validity* is confidence that a public key certificate belongs to its purported owner. Validity is essential in a public key environment where you must constantly establish whether or not a particular certificate is authentic.

When you've assured yourself that a certificate belonging to someone else is valid, you can sign the copy on your keyring to attest to the fact that you've checked the certificate and that it's a good one. If you want others to know that you gave the certificate your stamp of approval, you can export the signature to a certificate server so that others can see it.

Some companies designate one or more *Certification Authorities (CA)*, whose job it is to go around and check the validity of all the certificates in the organization and then sign the good ones. The CA is the Grand Pooh-bah of validation in an organization, whom everyone trusts, and in some public key environments, no certificate is considered valid unless it has been attested to by a CA.

## Checking validity

One way to establish validity is to go through some manual process. There are several ways to accomplish this. You could require your intended recipient to physically hand you a copy of his or her public key. But this is often inconvenient and inefficient.

Another way is to manually check the certificate's *fingerprint*. Just as every human's fingerprints are unique, every PGP certificate's fingerprint is unique. The fingerprint is a hash of the user's certificate and appears as one of the certificate's properties. You can check that a certificate is valid by calling the key's owner (so that you originate the transaction) and asking the owner to read his or her key's fingerprint to you and verifying that fingerprint against the one you believe to be the real one. This works if you know the owner's voice, but, how do you manually verify the identity of someone you don't know? Some people put the fingerprint of their key on their business cards for this very reason.

Another way to establish validity of someone's certificate is to *trust* that a third individual has gone through the process of validating it.

A CA, for example, is responsible for ensuring that prior to assigning validity to a certificate, he or she carefully checks it to be sure it belongs to the purported owner. Anyone who trusts the CA will automatically consider any certificates validated by the CA to be valid.

## Establishing trust

You validate *keys*. You trust *people*. More specifically, you trust people to validate other people's keys. Typically, unless the owner hands you the certificate, you have to go by someone else's word that it is valid.

## Meta and trusted introducers

In most situations, people completely trust the CA to establish certificates' validity. This means that everyone else relies upon the CA to go through the whole manual validation process for them. This is fine up to a certain number of users or number of work sites, and then it may not be possible for the CA to maintain the same level of quality validation. In that case, adding other validators to the system is necessary.

A CA can also be a *meta-introducer*. A meta-introducer bestows not only validity on keys, but bestows the *ability to trust keys* upon others. Similar to the king who hands his seal to his trusted advisors so they can act on his authority, the meta-introducer enables others to act as *trusted introducers*. These trusted introducers can validate keys to the same effect as that of the meta-introducer. They cannot, however, create new trusted introducers.

## Trust models

In relatively closed systems, such as within a company, it is easy to trace a path of trust back to the root CA. However, in the real world, users must often communicate with people outside of their corporate environment, including some whom they have never met, such as vendors, customers, clients, associates, and so on. Establishing a line of trust to those who have not been explicitly trusted by a CA is difficult.

Companies follow one or another *trust model*, which dictates how users will go about establishing key validity. There are three different models:

- Direct Trust
- Hierarchical Trust
- A Web of Trust



## Direct Trust

Direct trust is the simplest trust model. In this model, a user trusts that a key is valid because he or she knows where it came from. All cryptosystems use this form of trust in some way. For example, in web browsers, the root Certification Authority keys are directly trusted because they were shipped by the manufacturer. If there is any form of hierarchy, it extends from these directly trusted certificates.

In PGP, a user who validates keys herself and never sets another certificate to be a trusted introducer is using direct trust.

## Hierarchical Trust

In a hierarchical system, there are a number of “root” certificates from which trust extends. These certificates may certify certificates themselves, or they may certify certificates that certify still other certificates down some chain. Consider it as a big trust “tree.” The “leaf” certificate's validity is verified by tracing backward from its certifier, to other certifiers, until a directly trusted root certificate is found.

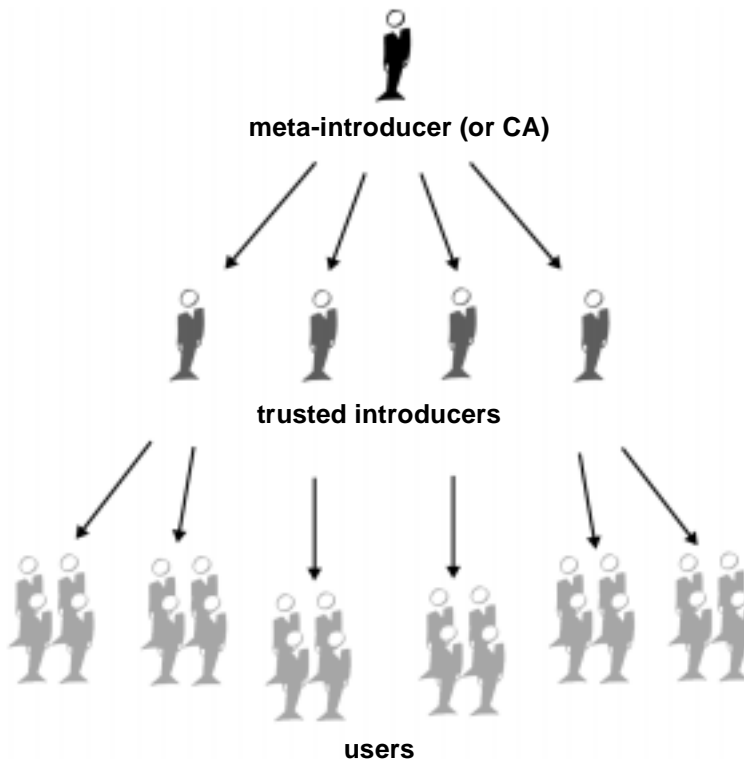


Figure 1-9. Hierarchical trust

## Web of Trust

A web of trust encompasses both of the other models, but also adds the notion that trust is in the eye of the beholder (which is the real-world view) and the idea that more information is better. It is thus a cumulative trust model. A certificate might be trusted directly, or trusted in some chain going back to a directly trusted root certificate (the meta-introducer), or by some group of introducers.

Perhaps you've heard of the term *six degrees of separation*, which suggests that any person in the world can determine some link to any other person in the world using six or fewer other people as intermediaries. This is a web of introducers.

It is also the PGP view of trust. PGP uses digital signatures as its form of introduction. When any user signs another's key, he or she becomes an introducer of that key. As this process goes on, it establishes a *web of trust*.

In a PGP environment, *any* user can act as a certifying authority. Any PGP user can validate another PGP user's public key certificate. However, such a certificate is only valid to another user if the relying party recognizes the validator as a trusted introducer. (That is, you trust my opinion that others' keys are valid only if you consider me to be a trusted introducer. Otherwise, my opinion on other keys' validity is moot.)

Stored on each user's public keyring are indicators of

- whether or not the user considers a particular key to be valid
- the level of trust the user places on the key that the key's owner can serve as certifier of others' keys

You indicate, on your copy of my key, whether you think my judgement counts. It's really a reputation system: certain people are reputed to give good signatures, and people trust them to attest to other keys' validity.

## Levels of trust in PGP

The highest level of trust in a key, *implicit* trust, is trust in your own key pair. PGP assumes that if you own the private key, you must trust the actions of its related public key. Any keys signed by your implicitly trusted key are valid.

There are three levels of trust you can assign to someone else's public key:

- *Complete* trust
- *Marginal* trust
- No trust (or *Untrusted*)

To make things confusing, there are also three levels of validity:

- Valid
- Marginally valid
- Invalid

To define another's key as a trusted introducer, you

1. Start with a valid key, one that is either
  - signed by you or
  - signed by another trusted introducerand then
2. Set the level of trust you feel the key's owner is entitled.

For example, suppose your key ring contains Alice's key. You have validated Alice's key and you indicate this by signing it. You know that Alice is a real stickler for validating others' keys. You therefore assign her key with Complete trust. This makes Alice a Certification Authority. If Alice signs another's key, it appears as Valid on your keyring.

PGP requires one Completely trusted signature or two Marginally trusted signatures to establish a key as valid. PGP's method of considering two Marginals equal to one Complete is similar to a merchant asking for two forms of ID. You might consider Alice fairly trustworthy and also consider Bob fairly trustworthy. Either one alone runs the risk of accidentally signing a counterfeit key, so you might not place complete trust in either one. However, the odds that both individuals signed the same phony key are probably small.

## What is a passphrase?

Most people are familiar with restricting access to computer systems via a *password*, which is a unique string of characters that a user types in as an identification code.

A *passphrase* is a longer version of a password, and in theory, a more secure one. Typically composed of multiple words, a passphrase is more secure against standard *dictionary attacks*, wherein the attacker tries all the words in the dictionary in an attempt to determine your password. The best passphrases are relatively long and complex and contain a combination of upper and lowercase letters, numeric and punctuation characters.

PGP uses a passphrase to encrypt your private key on your machine. Your private key is encrypted on your disk using a hash of your passphrase as the secret key. You use the passphrase to decrypt and use your private key. A passphrase should be hard for you to forget and difficult for others to guess. It should be something already firmly embedded in your long-term memory, rather than something you make up from scratch. Why? Because **if you forget your passphrase, you are out of luck**. Your private key is totally and absolutely useless without your passphrase and nothing can be done about it. Remember the quote earlier in this chapter? PGP is cryptography that will keep major governments out of your files. It will certainly keep you out of your files, too. Keep that in mind when you decide to change your passphrase to the punchline of that joke you can never quite remember.

## Key splitting

They say that a secret is not a secret if it is known to more than one person. Sharing a private key pair poses such a problem. While it is not a recommended practice, sharing a private key pair is necessary at times. *Corporate Signing Keys*, for example, are private keys used by a company to sign—for example—legal documents, sensitive personnel information, or press releases to authenticate their origin. In such a case, it is worthwhile for multiple members of the company to have access to the private key. However, this means that any single individual can act fully on behalf of the company.

In such a case it is wise to *split* the key among multiple people in such a way that more than one or two people must present a piece of the key in order to reconstitute it to a usable condition. If too few pieces of the key are available, then the key is unusable.

Some examples are to split a key into three pieces and require two of them to reconstitute the key, or split it into two pieces and require both pieces. If a secure network connection is used during the reconstitution process, the key's shareholders need not be physically present in order to rejoin the key.

## Technical details

This chapter provided a high-level introduction to cryptographic concepts and terminology. In [Chapter 2](#), Phil Zimmermann, the creator of PGP, provides a more in-depth discussion of privacy, the technical details of how PGP works, including the various algorithms it uses, as well as various attacks and how to protect yourself against them.

For more information on cryptography, please refer to some of the books listed in the ["Related reading"](#) section of the Preface.

This chapter contains introductory and background information about cryptography and PGP as written by Phil Zimmermann.

## Why I wrote PGP

*“Whatever you do will be insignificant, but it is very important that you do it.”*  
—Mahatma Gandhi.

It’s personal. It’s private. And it’s no one’s business but yours. You may be planning a political campaign, discussing your taxes, or having a secret romance. Or you may be communicating with a political dissident in a repressive country. Whatever it is, you don’t want your private electronic mail (email) or confidential documents read by anyone else. There’s nothing wrong with asserting your privacy. Privacy is as apple-pie as the Constitution.

The right to privacy is spread implicitly throughout the Bill of Rights. But when the United States Constitution was framed, the Founding Fathers saw no need to explicitly spell out the right to a private conversation. That would have been silly. Two hundred years ago, all conversations were private. If someone else was within earshot, you could just go out behind the barn and have your conversation there. No one could listen in without your knowledge. The right to a private conversation was a natural right, not just in a philosophical sense, but in a law-of-physics sense, given the technology of the time.

But with the coming of the information age, starting with the invention of the telephone, all that has changed. Now most of our conversations are conducted electronically. This allows our most intimate conversations to be exposed without our knowledge. Cellular phone calls may be monitored by anyone with a radio. Electronic mail, sent across the Internet, is no more secure than cellular phone calls. Email is rapidly replacing postal mail, becoming the norm for everyone, not the novelty it was in the past. And email can be routinely and automatically scanned for interesting keywords, on a large scale, without detection. This is like driftnet fishing.

Perhaps you think your email is legitimate enough that encryption is unwarranted. If you really are a law-abiding citizen with nothing to hide, then why don't you always send your paper mail on postcards? Why not submit to drug testing on demand? Why require a warrant for police searches of your house? Are you trying to hide something? If you hide your mail inside envelopes, does that mean you must be a subversive or a drug dealer, or maybe a paranoid nut? Do law-abiding citizens have any need to encrypt their email?

What if everyone believed that law-abiding citizens should use postcards for their mail? If a nonconformist tried to assert his privacy by using an envelope for his mail, it would draw suspicion. Perhaps the authorities would open his mail to see what he's hiding. Fortunately, we don't live in that kind of world, because everyone protects most of their mail with envelopes. So no one draws suspicion by asserting their privacy with an envelope. There's safety in numbers. Analogously, it would be nice if everyone routinely used encryption for all their email, innocent or not, so that no one drew suspicion by asserting their email privacy with encryption. Think of it as a form of solidarity.

Until now, if the government wanted to violate the privacy of ordinary citizens, they had to expend a certain amount of expense and labor to intercept and steam open and read paper mail. Or they had to listen to and possibly transcribe spoken telephone conversation, at least before automatic voice recognition technology became available. This kind of labor-intensive monitoring was not practical on a large scale. It was only done in important cases when it seemed worthwhile.

Senate Bill 266, a 1991 omnibus anticrime bill, had an unsettling measure buried in it. If this non-binding resolution had become real law, it would have forced manufacturers of secure communications equipment to insert special "trap doors" in their products, so that the government could read anyone's encrypted messages. It reads, "It is the sense of Congress that providers of electronic communications services and manufacturers of electronic communications service equipment shall ensure that communications systems permit the government to obtain the plain text contents of voice, data, and other communications when appropriately authorized by law." It was this bill that led me to publish PGP electronically for free that year, shortly before the measure was defeated after vigorous protest by civil libertarians and industry groups.

The 1994 Digital Telephony bill mandated that phone companies install remote wiretapping ports into their central office digital switches, creating a new technology infrastructure for "point-and-click" wiretapping, so that federal agents no longer have to go out and attach alligator clips to phone lines. Now they will be able to sit in their headquarters in Washington and listen in on your phone calls. Of course, the law still requires a court order for a wiretap. But while technology infrastructures can persist for generations,

laws and policies can change overnight. Once a communications infrastructure optimized for surveillance becomes entrenched, a shift in political conditions may lead to abuse of this new-found power. Political conditions may shift with the election of a new government, or perhaps more abruptly from the bombing of a federal building.

A year after the 1994 Digital Telephony bill passed, the FBI disclosed plans to require the phone companies to build into their infrastructure the capacity to simultaneously wiretap 1 percent of all phone calls in all major U.S. cities. This would represent more than a thousandfold increase over previous levels in the number of phones that could be wiretapped. In previous years, there were only about a thousand court-ordered wiretaps in the United States per year, at the federal, state, and local levels combined. It's hard to see how the government could even employ enough judges to sign enough wiretap orders to wiretap 1 percent of all our phone calls, much less hire enough federal agents to sit and listen to all that traffic in real time. The only plausible way of processing that amount of traffic is a massive Orwellian application of automated voice recognition technology to sift through it all, searching for interesting keywords or searching for a particular speaker's voice. If the government doesn't find the target in the first 1 percent sample, the wiretaps can be shifted over to a different 1 percent until the target is found, or until everyone's phone line has been checked for subversive traffic. The FBI says they need this capacity to plan for the future. This plan sparked such outrage that it was defeated in Congress, at least this time around, in 1995. But the mere fact that the FBI even asked for these broad powers is revealing of their agenda. And the defeat of this plan isn't so reassuring when you consider that the 1994 Digital Telephony bill was also defeated the first time it was introduced, in 1993.

Advances in technology will not permit the maintenance of the status quo, as far as privacy is concerned. The status quo is unstable. If we do nothing, new technologies will give the government new automatic surveillance capabilities that Stalin could never have dreamed of. The only way to hold the line on privacy in the information age is strong cryptography.

You don't have to distrust the government to want to use cryptography. Your business can be wiretapped by business rivals, organized crime, or foreign governments. Several foreign governments, for example, admit to using their signals intelligence against companies from other countries to give their own corporations a competitive edge. Ironically, the United States government's restrictions on cryptography have weakened U.S. corporate defenses against foreign intelligence and organized crime.

The government knows what a pivotal role cryptography is destined to play in the power relationship with its people. In April 1993, the Clinton administration unveiled a bold new encryption policy initiative, which had been under development at the National Security Agency (NSA) since the start of the Bush administration. The centerpiece of this initiative was a government-built encryption device, called the Clipper chip, containing a new classified NSA encryption algorithm. The government tried to encourage private industry to design it into all their secure communication products, such as secure phones, secure faxes, and so on. AT&T put Clipper into its secure voice products. The catch: At the time of manufacture, each Clipper chip is loaded with its own unique key, and the government gets to keep a copy, placed in escrow. Not to worry, though—the government promises that they will use these keys to read your traffic only “when duly authorized by law.” Of course, to make Clipper completely effective, the next logical step would be to outlaw other forms of cryptography.

The government initially claimed that using Clipper would be voluntary, that no one would be forced to use it instead of other types of cryptography. But the public reaction against the Clipper chip has been strong, stronger than the government anticipated. The computer industry has monolithically proclaimed its opposition to using Clipper. FBI director Louis Freeh responded to a question in a press conference in 1994 by saying that if Clipper failed to gain public support, and FBI wiretaps were shut out by non-government-controlled cryptography, his office would have no choice but to seek legislative relief. Later, in the aftermath of the Oklahoma City tragedy, Mr. Freeh testified before the Senate Judiciary Committee that public availability of strong cryptography must be curtailed by the government (although no one had suggested that cryptography was used by the bombers).

The Electronic Privacy Information Center (EPIC) obtained some revealing documents under the Freedom of Information Act. In a briefing document titled “Encryption: The Threat, Applications and Potential Solutions,” and sent to the National Security Council in February 1993, the FBI, NSA, and Department of Justice (DOJ) concluded that “Technical solutions, such as they are, will only work if they are incorporated into all encryption products. To ensure that this occurs, legislation mandating the use of Government-approved encryption products or adherence to Government encryption criteria is required.”



The government has a track record that does not inspire confidence that they will never abuse our civil liberties. The FBI's COINTELPRO program targeted groups that opposed government policies. They spied on the antiwar movement and the civil rights movement. They wiretapped the phone of Martin Luther King Jr. Nixon had his enemies list. And then there was the Watergate mess. Congress now seems intent on passing laws curtailing our civil liberties on the Internet. At no time in the past century has public distrust of the government been so broadly distributed across the political spectrum, as it is today.

If we want to resist this unsettling trend in the government to outlaw cryptography, one measure we can apply is to use cryptography as much as we can now while it's still legal. When use of strong cryptography becomes popular, it's harder for the government to criminalize it. Therefore, using PGP is good for preserving democracy.

If privacy is outlawed, only outlaws will have privacy. Intelligence agencies have access to good cryptographic technology. So do the big arms and drug traffickers. But ordinary people and grassroots political organizations mostly have not had access to affordable "military grade" public-key cryptographic technology. Until now.

PGP empowers people to take their privacy into their own hands. There's a growing social need for it. That's why I created it.

## The PGP symmetric algorithms

PGP offers a selection of different secret key algorithms to encrypt the actual message. By secret key algorithm, we mean a conventional, or symmetric, block cipher that uses the same key to both encrypt and decrypt. The three symmetric block ciphers offered by PGP are CAST, Triple-DES, and IDEA. They are not "home-grown" algorithms. They were all developed by teams of cryptographers with distinguished reputations.

For the cryptographically curious, all three ciphers operate on 64-bit blocks of plaintext and ciphertext. CAST and IDEA have key sizes of 128 bits, while Triple-DES uses a 168-bit key. Like Data Encryption Standard (DES), any of these ciphers can be used in cipher feedback (CFB) and cipher block chaining (CBC) modes. PGP uses them in 64-bit CFB mode.

I included the CAST encryption algorithm in PGP because it shows promise as a good block cipher with a 128-bit key size, it's very fast, and it's free. Its name is derived from the initials of its designers, Carlisle Adams and Stafford Tavares of Northern Telecom (Nortel). Nortel has applied for a patent for CAST, but they have made a commitment in writing to make CAST available to anyone on a royalty-free basis. CAST appears to be exceptionally well designed, by people with good reputations in the field. The design is based on

a very formal approach, with a number of formally provable assertions that give good reasons to believe that it probably requires key exhaustion to break its 128-bit key. CAST has no weak or semiweak keys. There are strong arguments that CAST is completely immune to both linear and differential cryptanalysis, the two most powerful forms of cryptanalysis in the published literature, both of which have been effective in cracking DES. CAST is too new to have developed a long track record, but its formal design and the good reputations of its designers will undoubtedly attract the attentions and attempted cryptanalytic attacks of the rest of the academic cryptographic community. I'm getting nearly the same preliminary gut feeling of confidence from CAST that I got years ago from IDEA, the cipher I selected for use in earlier versions of PGP. At that time, IDEA was also too new to have a track record, but it has held up well.

The IDEA (International Data Encryption Algorithm) block cipher is based on the design concept of "mixing operations from different algebraic groups." It was developed at ETH in Zurich by James L. Massey and Xuejia Lai, and published in 1990. Early published papers on the algorithm called it IPES (Improved Proposed Encryption Standard), but they later changed the name to IDEA. So far, IDEA has resisted attack much better than other ciphers such as FEAL, REDOC-II, LOKI, Snefru and Khafre. And IDEA is more resistant than DES to Biham and Shamir's highly successful differential cryptanalysis attack, as well as attacks from linear cryptanalysis. As this cipher continues to attract attack efforts from the most formidable quarters of the cryptanalytic world, confidence in IDEA is growing with the passage of time. Sadly, the biggest obstacle to IDEA's acceptance as a standard has been the fact that Ascom Systec holds a patent on its design, and unlike DES and CAST, IDEA has not been made available to everyone on a royalty-free basis.

As a hedge, PGP includes three-key Triple-DES in its repertoire of available block ciphers. The DES was developed by IBM in the mid-1970s. While it has a good design, its 56-bit key size is too small by today's standards. Triple-DES is very strong, and has been well studied for many years, so it might be a safer bet than the newer ciphers such as CAST and IDEA. Triple-DES is the DES applied three times to the same block of data, using three different keys, except that the second DES operation is run backwards, in decrypt mode. While Triple-DES is much slower than either CAST or IDEA, speed is usually not critical for email applications. Although Triple-DES uses a key size of 168 bits, it appears to have an effective key strength of at least 112 bits against an attacker with impossibly immense data storage capacity to use in the attack. According to a paper presented by Michael Weiner at Crypto96, any remotely plausible amount of data storage available to the attacker would enable an attack that would require about as much work as breaking a 129-bit key. Triple-DES is not encumbered by any patents.

PGP public keys that were generated by PGP Version 5.0 or later have information embedded in them that tells a sender what block ciphers are understood by the recipient's software, so that the sender's software knows which ciphers can be used to encrypt. Diffie-Hellman/DSS public keys accept CAST, IDEA, or Triple-DES as the block cipher, with CAST as the default selection. At present, for compatibility reasons, RSA keys do not provide this feature. Only the IDEA cipher is used by PGP to send messages to RSA keys, because older versions of PGP only supported RSA and IDEA.

## About PGP data compression routines

PGP normally compresses the plaintext before encrypting it, because it's too late to compress the plaintext after it has been encrypted; encrypted data is not compressible. Data compression saves modem transmission time and disk space and, more importantly, strengthens cryptographic security. Most cryptanalysis techniques exploit redundancies found in the plaintext to crack the cipher. Data compression reduces this redundancy in the plaintext, thereby greatly enhancing resistance to cryptanalysis. It takes extra time to compress the plaintext, but from a security point of view it's worth it.

Files that are too short to compress, or that just don't compress well, are not compressed by PGP. In addition, the program recognizes files produced by most popular compression programs, such as PKZIP, and does not try to compress a file that has already been compressed.

For the technically curious, the program uses the freeware ZIP compression routines written by Jean-Loup Gailly, Mark Adler, and Richard B. Wales. This ZIP software uses compression algorithms that are functionally equivalent to those used by PKWare's PKZIP 2.x. This ZIP compression software was selected for PGP mainly because it has a really good compression ratio and because it's fast.

## About the random numbers used as session keys

PGP uses a cryptographically strong pseudo-random-number generator for creating temporary session keys. If this random seed file does not exist, it is automatically created and seeded with truly random numbers derived from your random events gathered by the PGP program from the timing of your keystroke and mouse movements.

This generator reseeds the seed file each time it is used, by mixing in new material partially derived from the time of day and other truly random sources. It uses the conventional encryption algorithm as an engine for the random number generator. The seed file contains both random seed material and random key material used to key the conventional encryption engine for the random generator.

This random seed file should be protected from disclosure, to reduce the risk of an attacker deriving your next or previous session keys. The attacker would have a very hard time getting anything useful from capturing this random seed file, because the file is cryptographically laundered before and after each use. Nonetheless, it seems prudent to try to keep it from falling into the wrong hands. If possible, make the file readable only by you. If this is not possible, don't let other people indiscriminately copy disks from your computer.

## About the message digest

The message digest is a compact (160-bit or 128-bit) “distillate” of your message or file checksum. You can also think of it as a “fingerprint” of the message or file. The message digest “represents” your message, in such a way that if the message were altered in any way, a different message digest would be computed from it. This makes it possible to detect any changes made to the message by a forger. A message digest is computed using a cryptographically strong one-way hash function of the message. It should be computationally infeasible for an attacker to devise a substitute message that would produce an identical message digest. In that respect, a message digest is much better than a checksum, because it is easy to devise a different message that would produce the same checksum. But like a checksum, you can't derive the original message from its message digest.

The message digest algorithm now used in PGP (Version 5.0 and later) is called SHA, which stands for Secure Hash Algorithm, designed by the NSA for the National Institute of Standards and Technology (NIST). SHA is a 160-bit hash algorithm. Some people might regard anything from the NSA with suspicion, because the NSA is in charge of intercepting communications and breaking codes. But keep in mind that the NSA has no interest in forging signatures, and the government would benefit from a good unforgeable digital signature standard that would preclude anyone from repudiating their signatures. That has distinct benefits for law enforcement and intelligence gathering. Also, SHA has been published in the open literature and has been extensively peer-reviewed by most of the best cryptographers in the world who specialize in hash functions, and the unanimous opinion is that SHA is extremely well designed. It has some design innovations that overcome all the observed weaknesses in message digest algorithms previously published by academic cryptographers. All new versions of PGP use SHA as the message digest algorithm for creating signatures with the new DSS keys that comply with the NIST Digital Signature Standard. For compatibility reasons, new versions of PGP still use MD5 for RSA signatures, because older versions of PGP used MD5 for RSA signatures.

The message digest algorithm used by older versions of PGP is the MD5 Message Digest Algorithm, placed in the public domain by RSA Data Security, Inc. MD5 is a 128-bit hash algorithm. In 1996, MD5 was all but broken by a German cryptographer, Hans Dobbertin. Although MD5 was not completely broken at that time, it was discovered to have such serious weaknesses that no one should keep using it to generate signatures. Further work in this area might completely break it, allowing signatures to be forged. If you don't want to someday find your PGP digital signature on a forged confession, you might be well advised to migrate to the new PGP DSS keys as your preferred method for making digital signatures, because DSS uses SHA as its secure hash algorithm.

## How to protect public keys from tampering

In a public key cryptosystem, you don't have to protect public keys from exposure. In fact, it's better if they are widely disseminated. But it's important to protect public keys from tampering, to make sure that a public key really belongs to the person to whom it appears to belong. This may be the most important vulnerability of a public key cryptosystem. Let's first look at a potential disaster, then describe how to safely avoid it with PGP.

Suppose you want to send a private message to Alice. You download Alice's public key certificate from an electronic bulletin board system (BBS). You encrypt your letter to Alice with this public key and send it to her through the BBS's email facility.

Unfortunately, unbeknownst to you or Alice, another user named Charlie has infiltrated the BBS and generated a public key of his own with Alice's user ID attached to it. He covertly substitutes his bogus key in place of Alice's real public key. You unwittingly use this bogus key belonging to Charlie instead of Alice's public key. All looks normal because this bogus key has Alice's user ID. Now Charlie can decipher the message intended for Alice because he has the matching private key. He may even reencrypt the deciphered message with Alice's real public key and send it on to her so that no one suspects any wrongdoing. Furthermore, he can even make apparently good signatures from Alice with this private key because everyone will use the bogus public key to check Alice's signatures.

The only way to prevent this disaster is to prevent anyone from tampering with public keys. If you got Alice's public key directly from Alice, this is no problem. But that may be difficult if Alice is a thousand miles away or is currently unreachable.

Perhaps you could get Alice's public key from a mutually trusted friend, David, who knows he has a good copy of Alice's public key. David could sign Alice's public key, vouching for the integrity of Alice's public key. David would create this signature with his own private key.

This would create a signed public key certificate, and would show that Alice's key had not been tampered with. This requires that you have a known good copy of David's public key to check his signature. Perhaps David could provide Alice with a signed copy of your public key also. David is thus serving as an "Introducer" between you and Alice.

This signed public key certificate for Alice could be uploaded by David or Alice to the BBS, and you could download it later. You could then check the signature via David's public key and thus be assured that this is really Alice's public key. No impostor can fool you into accepting his own bogus key as Alice's because no one else can forge signatures made by David.

A widely trusted person could even specialize in providing this service of "introducing" users to each other by providing signatures for their public key certificates. This trusted person could be regarded as a "Certifying Authority." Any public key certificates bearing the Certifying Authority's signature could be trusted as truly belonging to the person to whom they appear to belong to. All users who wanted to participate would need a known good copy of just the Certifying Authority's public key, so that the Certifying Authority's signatures could be verified. In some cases, the Certifying Authority may also act as a key server, allowing users on a network to look up public keys by asking the key server, but there is no reason why a key server must also certify keys.

A trusted centralized Certifying Authority is especially appropriate for large impersonal centrally-controlled corporate or government institutions. Some institutional environments use hierarchies of Certifying Authorities.

For more decentralized environments, allowing all users to act as trusted introducers for their friends would probably work better than a centralized key certification authority.

One of the attractive features of PGP is that it can operate equally well in a centralized environment with a Certifying Authority or in a more decentralized environment where individuals exchange personal keys.

This whole business of protecting public keys from tampering is the single most difficult problem in practical public key applications. It is the "Achilles heel" of public key cryptography, and a lot of software complexity is tied up in solving this one problem.

You should use a public key only after you are sure that it is a good public key that has not been tampered with, and that it actually belongs to the person with whom it purports to be associated. You can be sure of this if you got this public key certificate directly from its owner, or if it bears the signature of someone else that you trust, from whom you already have a good public key. Also, the user ID should have the full name of the key's owner, not just her first name.

No matter how tempted you are, you should *never* give in to expediency and trust a public key you downloaded from a bulletin board, unless it is signed by someone you trust. That uncertified public key could have been tampered with by anyone, maybe even by the system administrator of the bulletin board.

If you are asked to sign someone else's public key certificate, make certain that it really belongs to the person named in the user ID of that public key certificate. This is because your signature on her public key certificate is a promise by you that this public key really belongs to her. Other people who trust you will accept her public key because it bears your signature. It can be ill-advised to rely on hearsay—don't sign her public key unless you have independent first-hand knowledge that it really belongs to her. Preferably you should sign it only if you got it directly from her.

In order to sign a public key, you must be far more certain of that key's ownership than if you merely want to use that key to encrypt a message. To be convinced of a key's validity enough to use it, certifying signatures from trusted introducers should suffice. But to sign a key yourself, you should require your own independent first-hand knowledge of who owns that key. Perhaps you could call the key's owner on the phone and read the key fingerprint to her, to confirm that the key you have is really her key—and make sure you really are talking to the right person.

Bear in mind that your signature on a public key certificate does not vouch for the integrity of that person, but only vouches for the integrity (the ownership) of that person's public key. You aren't risking your credibility by signing the public key of a sociopath, if you are completely confident that the key really belongs to him. Other people would accept that key as belonging to him because you signed it (assuming they trust you), but they wouldn't trust that key's owner. Trusting a key is not the same as trusting the key's owner.

It would be a good idea to keep your own public key on hand with a collection of certifying signatures attached from a variety of "introducers," in the hope that most people will trust at least one of the introducers who vouch for the validity of your public key. You could post your key with its attached collection of certifying signatures on various electronic bulletin boards. If you sign someone else's public key, return it to them with your signature so that they can add it to their own collection of credentials for their own public key.

Make sure that no one else can tamper with your own public keyring. Checking a newly signed public key certificate must ultimately depend on the integrity of the trusted public keys that are already on your own public keyring. Maintain physical control of your public keyring, preferably on your own personal computer rather than on a remote time-sharing system, just as you would do for your private key. This is to protect it from tampering, not from disclosure. Keep a trusted backup copy of your public keyring and your private key on write-protected media.



Since your own trusted public key is used as a final authority to directly or indirectly certify all the other keys on your keyring, it is the most important key to protect from tampering. You may want to keep a backup copy on a write-protected floppy disk.

PGP generally assumes that you will maintain physical security over your system and your keyrings, as well as your copy of PGP itself. If an intruder can tamper with your disk, then in theory he can tamper with the program itself, rendering moot the safeguards the program may have to detect tampering with keys.

One somewhat complicated way to protect your own whole public keyring from tampering is to sign the whole ring with your own private key. You could do this by making a detached signature certificate of the public keyring.

## How does PGP keep track of which keys are valid?

Before you read this section, you should read the previous section, [“How to protect public keys from tampering.”](#)

PGP keeps track of which keys on your public keyring are properly certified with signatures from introducers that you trust. All you have to do is tell PGP which people you trust as introducers, and certify their keys yourself with your own ultimately trusted key. PGP can take it from there, automatically validating any other keys that have been signed by your designated introducers. And of course you can directly sign more keys yourself.

There are two entirely separate criteria that PGP uses to judge a public key’s usefulness—don’t get them confused:

1. Does the key actually belong to the person to whom it appears to belong? In other words, has it been certified with a trusted signature?
2. Does it belong to someone you can trust to certify other keys?

PGP can calculate the answer to the first question. To answer the second question, you must tell PGP explicitly. When you supply the answer to question 2, PGP can then calculate the answer to question 1 for other keys signed by the introducer you designated as trusted.

Keys that have been certified by a trusted introducer are deemed valid by PGP. The keys belonging to trusted introducers must themselves be certified either by you or by other trusted introducers.

PGP also allows for the possibility of your having several shades of trust for people to act as introducers. Your trust for a key’s owner to act as an introducer does not just reflect your estimation of their personal integrity—it should also reflect how competent you think they are at understanding key management and using good judgment in signing keys. You can designate a



person as untrusted, marginally trusted, or completely trusted to certify other public keys. This trust information is stored on your keyring with their key, but when you tell PGP to copy a key off your keyring, PGP does not copy the trust information along with the key, because your private opinions on trust are regarded as confidential.

When PGP is calculating the validity of a public key, it examines the trust level of all the attached certifying signatures. It computes a weighted score of validity—for example, two marginally trusted signatures are deemed to be as credible as one fully trusted signature. The program's skepticism is adjustable—for example, you can tune PGP to require two fully trusted signatures or three marginally trusted signatures to judge a key as valid.

Your own key is “axiomatically” valid to PGP, needing no introducer's signature to prove its validity. PGP knows which public keys are yours by looking for the corresponding private keys on the private key. PGP also assumes that you completely trust yourself to certify other keys.

As time goes on, you will accumulate keys from other people whom you may want to designate as trusted introducers. Everyone else will choose their own trusted introducers. And everyone will gradually accumulate and distribute with their key a collection of certifying signatures from other people, with the expectation that anyone receiving it will trust at least one or two of the signatures. This will cause the emergence of a decentralized fault-tolerant web of confidence for all public keys.

This unique grass-roots approach contrasts sharply with standard public key management schemes developed by government and other monolithic institutions, such as Internet Privacy Enhanced Mail (PEM), which are based on centralized control and mandatory centralized trust. The standard schemes rely on a hierarchy of Certifying Authorities who dictate who you must trust. The program's decentralized probabilistic method for determining public key legitimacy is the centerpiece of its key management architecture. PGP lets you alone choose who you trust, putting you at the top of your own private certification pyramid. PGP is for people who prefer to pack their own parachutes.

Note that while this decentralized, grass-roots approach is emphasized here, it does not mean that PGP does not perform equally well in the more hierarchical, centralized public key management schemes. Large corporate users, for example, will probably want a central figure or person who signs all the employees' keys. PGP handles that centralized scenario as a special degenerate case of PGP's more generalized trust model.

## How to protect private keys from disclosure

Protect your own private key and your passphrase very carefully. If your private key is ever compromised, you'd better get the word out quickly to all interested parties before someone else uses it to make signatures in your name. For example, someone could use it to sign bogus public key certificates, which could create problems for many people, especially if your signature is widely trusted. And of course, a compromise of your own private key could expose all messages sent to you.

To protect your private key, you can start by always keeping physical control of it. Keeping it on your personal computer at home is OK, or keep it in your notebook computer that you can carry with you. If you must use an office computer that you don't always have physical control of, then keep your public and private keyrings on a write-protected removable floppy disk, and don't leave it behind when you leave the office. It wouldn't be a good idea to allow your private key to reside on a remote timesharing computer, such as a remote dial-in UNIX system. Someone could eavesdrop on your modem line and capture your passphrase and then obtain your actual private key from the remote system. You should only use your private key on a machine that is under your physical control.

Don't store your passphrase anywhere on the computer that has your private key file. Storing both the private key and the passphrase on the same computer is as dangerous as keeping your PIN in the same wallet as your Automatic Teller Machine bank card. You don't want somebody to get their hands on your disk containing both the passphrase and the private key file. It would be most secure if you just memorize your passphrase and don't store it anywhere but your brain. If you feel you must write down your passphrase, keep it well protected, perhaps even better protected than the private key file.

And keep backup copies of your private key—remember, you have the only copy of your private key, and losing it will render useless all the copies of your public key that you have spread throughout the world.

The decentralized noninstitutional approach that PGP supports for management of public keys has its benefits, but unfortunately it also means that you can't rely on a single centralized list of which keys have been compromised. This makes it a bit harder to contain the damage of a private key compromise. You just have to spread the word and hope that everyone hears about it.

If the worst case happens—your private key and passphrase are both compromised (hopefully you will find this out somehow)—you will have to issue a “key revocation” certificate. This kind of certificate is used to warn other people to stop using your public key. You can use PGP to create such a certificate by using the Revoke command from the PGPkeys menu or by having your Designated Revoker do it for you. Then you must send this to a

certificate server so others can find it. Their own PGP software installs this key revocation certificate on their public keyrings and automatically prevents them from accidentally using your public key ever again. You can then generate a new private/public key pair and publish the new public key. You could send out one package containing both your new public key and the key revocation certificate for your old key.

## What if you lose your private key?

Normally, if you want to revoke your own private key, you can use the Revoke command from the PGPkeys menu to issue a revocation certificate, signed with your own private key.

But what can you do if you lose your private key, or if your private key is destroyed? You can't revoke it yourself, because you must use your own private key to revoke it, and you don't have it anymore. If you do not have a Designated Revoker for your key, someone specified in PGP who can revoke the key on your behalf, you must ask each person who signed your key to retire his or her certification. Then anyone attempting to use your key based on the trust of one of your introducers will know not to trust your public key.

For more information on Designated Revokers, see the *PGP User's Guide*.

## Beware of snake oil

When examining a cryptographic software package, the question always remains, why should you trust this product? Even if you examined the source code yourself, not everyone has the cryptographic experience to judge the security. Even if you are an experienced cryptographer, subtle weaknesses in the algorithms could still elude you.

When I was in college in the early seventies, I devised what I believed was a brilliant encryption scheme. A simple pseudorandom number stream was added to the plaintext stream to create ciphertext. This would seemingly thwart any frequency analysis of the ciphertext, and would be uncrackable even to the most resourceful government intelligence agencies. I felt so smug about my achievement.

Years later, I discovered this same scheme in several introductory cryptography texts and tutorial papers. How nice. Other cryptographers had thought of the same scheme. Unfortunately, the scheme was presented as a simple homework assignment on how to use elementary cryptanalytic techniques to trivially crack it. So much for my brilliant scheme.

From this humbling experience I learned how easy it is to fall into a false sense of security when devising an encryption algorithm. Most people don't realize how fiendishly difficult it is to devise an encryption algorithm that can withstand a prolonged and determined attack by a resourceful opponent. Many mainstream software engineers have developed equally naïve encryption schemes (often even the very same encryption scheme), and some of them have been incorporated into commercial encryption software packages and sold for good money to thousands of unsuspecting users.

This is like selling automotive seat belts that look good and feel good, but snap open in the slowest crash test. Depending on them may be worse than not wearing seat belts at all. No one suspects they are bad until a real crash. Depending on weak cryptographic software may cause you to unknowingly place sensitive information at risk when you might not otherwise have done so if you had no cryptographic software at all. Perhaps you may never even discover that your data has been compromised.

Sometimes commercial packages use the Federal Data Encryption Standard (DES), a fairly good conventional algorithm recommended by the government for commercial use (but not for classified information, oddly enough—Hmmm). There are several “modes of operation” that DES can use, some of them better than others. The government specifically recommends not using the weakest simplest mode for messages, the Electronic Codebook (ECB) mode. But they do recommend the stronger and more complex Cipher Feedback (CFB) and Cipher Block Chaining (CBC) modes.

Unfortunately, most of the commercial encryption packages I've looked at use ECB mode. When I've talked to the authors of a number of these implementations, they say they've never heard of CBC or CFB modes, and don't know anything about the weaknesses of ECB mode. The very fact that they haven't even learned enough cryptography to know these elementary concepts is not reassuring. And they sometimes manage their DES keys in inappropriate or insecure ways. Also, these same software packages often include a second faster encryption algorithm that can be used instead of the slower DES. The author of the package often thinks his proprietary faster algorithm is as secure as DES, but after questioning him I usually discover that it's just a variation of my own brilliant scheme from college days. Or maybe he won't even reveal how his proprietary encryption scheme works, but assures me it's a brilliant scheme and I should trust it. I'm sure he believes that his algorithm is brilliant, but how can I know that without seeing it?

In fairness I must point out that in most cases these terribly weak products do not come from companies that specialize in cryptographic technology.

Even the really good software packages, that use DES in the correct modes of operation, still have problems. Standard DES uses a 56-bit key, which is too small by today's standards, and can now be easily broken by exhaustive key searches on special high-speed machines. The DES has reached the end of its useful life, and so has any software package that relies on it.

There is a company called AccessData (<http://www.accessdata.com>) that sells a very low-cost package that cracks the built-in encryption schemes used by WordPerfect, Lotus 1-2-3, MS Excel, Symphony, Quattro Pro, Paradox, MS Word, and PKZIP. It doesn't simply guess passwords—it does real cryptanalysis. Some people buy it when they forget their password for their own files. Law enforcement agencies buy it too, so they can read files they seize. I talked to Eric Thompson, the author, and he said his program only takes a split second to crack them, but he put in some delay loops to slow it down so it doesn't look so easy to the customer.

In the secure telephone arena, your choices look bleak. The leading contender is the STU-III (Secure Telephone Unit), made by Motorola and AT&T for \$2,000 to \$3,000, and used by the government for classified applications. It has strong cryptography, but requires some sort of special license from the government to buy this strong version. A commercial version of the STU-III is available that is watered down for NSA's convenience, and an export version is available that is even more severely weakened. Then there is the \$1,200 AT&T Surity 3600, which uses the government's famous Clipper chip for encryption, with keys escrowed with the government for the convenience of wiretappers. Then, of course, there are the analog (nondigital) voice scramblers that you can buy from the spy-wannabe catalogs, that are really useless toys as far as cryptography is concerned, but are sold as "secure" communications products to customers who just don't know any better.

In some ways, cryptography is like pharmaceuticals. Its integrity may be absolutely crucial. Bad penicillin looks the same as good penicillin. You can tell if your spreadsheet software is wrong, but how do you tell if your cryptography package is weak? The ciphertext produced by a weak encryption algorithm looks as good as ciphertext produced by a strong encryption algorithm. There's a lot of snake oil out there. A lot of quack cures. Unlike the patent medicine hucksters of old, these software implementors usually don't even know their stuff is snake oil. They may be good software engineers, but they usually haven't even read any of the academic literature in cryptography. But they think they can write good cryptographic software. And why not? After all, it seems intuitively easy to do so. And their software seems to work OK.

Anyone who thinks they have devised an unbreakable encryption scheme either is an incredibly rare genius or is naive and inexperienced. Unfortunately, I sometimes have to deal with would-be cryptographers who want to make “improvements” to PGP by adding encryption algorithms of their own design.

I remember a conversation with Brian Snow, a highly placed senior cryptographer with the NSA. He said he would never trust an encryption algorithm designed by someone who had not “earned their bones” by first spending a lot of time cracking codes. That made a lot of sense. I observed that practically no one in the commercial world of cryptography qualifies under this criterion. “Yes,” he said with a self-assured smile, “And that makes our job at NSA so much easier.” A chilling thought. I didn’t qualify either.

The government has peddled snake oil too. After World War II, the United States sold German Enigma ciphering machines to third-world governments. But they didn’t tell them that the Allies cracked the Enigma code during the war, a fact that remained classified for many years. Even today many UNIX systems worldwide use the Enigma cipher for file encryption, in part because the government has created legal obstacles against using better algorithms. They even tried to prevent the initial publication of the RSA algorithm in 1977. And they have for many years squashed essentially all commercial efforts to develop effective secure telephones for the general public.

The principal job of the United States government’s National Security Agency is to gather intelligence, principally by covertly tapping into people’s private communications (see James Bamford’s book, *The Puzzle Palace*). The NSA has amassed considerable skill and resources for cracking codes. When people can’t get good cryptography to protect themselves, it makes NSA’s job much easier. NSA also has the responsibility of approving and recommending encryption algorithms. Some critics charge that this is a conflict of interest, like putting the fox in charge of guarding the hen house. In the 1980s, NSA had been pushing a conventional encryption algorithm that they designed (the COMSEC Endorsement Program), and they won’t tell anybody how it works because that’s classified. They wanted others to trust it and use it. But any cryptographer can tell you that a well-designed encryption algorithm does not have to be classified to remain secure. Only the keys should need protection. How does anyone else really know if NSA’s classified algorithm is secure? It’s not that hard for NSA to design an encryption algorithm that only they can crack, if no one else can review the algorithm.

There are three main factors that have undermined the quality of commercial cryptographic software in the United States.

- The first is the virtually universal lack of competence of implementors of commercial encryption software (although this is starting to change since the publication of PGP). Every software engineer fancies himself a cryptographer, which has led to the proliferation of really bad crypto software.
- The second is the NSA deliberately and systematically suppressing all the good commercial encryption technology, by legal intimidation and economic pressure. Part of this pressure is brought to bear by stringent export controls on encryption software which, by the economics of software marketing, has the net effect of suppressing domestic encryption software.
- The third principle method of suppression comes from the granting of all the software patents for all the public key encryption algorithms to a single company, affording a single choke point to suppress the spread of this technology (although this crypto patent cartel broke up in the fall of 1995).

The net effect of all this is that before PGP was published, there was almost no highly secure general purpose encryption software available in the United States.

I'm not as certain about the security of PGP as I once was about my brilliant encryption software from college. If I were, that would be a bad sign. But I don't think PGP contains any glaring weaknesses (although I'm pretty sure it contains bugs). I have selected the best algorithms from the published literature of civilian cryptologic academia. For the most part, these algorithms have been individually subject to extensive peer review. I know many of the world's leading cryptographers, and have discussed with some of them many of the cryptographic algorithms and protocols used in PGP. It's well researched, and has been years in the making. And I don't work for the NSA. But you don't have to trust my word on the cryptographic integrity of PGP, because source code is available to facilitate peer review.

One more point about my commitment to cryptographic quality in PGP: Since I first developed and released PGP for free in 1991, I spent three years under criminal investigation by U.S. Customs for PGP's spread overseas, with risk of criminal prosecution and years of imprisonment. By the way, you didn't see the government getting upset about other cryptographic software—it's PGP that really set them off. What does that tell you about the strength of PGP? I have earned my reputation on the cryptographic integrity of my products. I will not betray my commitment to our right to privacy, for which I have risked my freedom. I'm not about to allow a product with my name on it to have any secret back doors.

## Vulnerabilities

*“If all the personal computers in the world—260 million—were put to work on a single PGP-encrypted message, it would still take an estimated 12 million times the age of the universe, on average, to break a single message.”*

--William Crowell, Deputy Director, National Security Agency, March 20, 1997.

No data security system is impenetrable. PGP can be circumvented in a variety of ways. In any data security system, you have to ask yourself if the information you are trying to protect is more valuable to your attacker than the cost of the attack. This should lead you to protect yourself from the cheapest attacks, while not worrying about the more expensive attacks.

Some of the discussion that follows may seem unduly paranoid, but such an attitude is appropriate for a reasonable discussion of vulnerability issues.

## Compromised passphrase and private key

Probably the simplest attack comes if you leave the passphrase for your private key written down somewhere. If someone gets it and also gets your private key file, they can read your messages and make signatures in your name.

Here are some recommendations for protecting your passphrase:

1. Don't use obvious passphrases that can be easily guessed, such as the names of your kids or spouse.
2. Use spaces and a combination of numbers and letters in your passphrase. If you make your passphrase a single word, it can be easily guessed by having a computer try all the words in the dictionary until it finds your password. That's why a passphrase is so much better than a password. A more sophisticated attacker may have his computer scan a book of famous quotations to find your passphrase.
3. Be creative. Use an easy to remember but hard to guess passphrase; you can easily construct one by using some creatively nonsensical sayings or obscure literary quotes.



## Public key tampering

A major vulnerability exists if public keys are tampered with. This may be the most crucially important vulnerability of a public key cryptosystem, in part because most novices don't immediately recognize it.

To summarize: When you use someone's public key, make certain it has not been tampered with. A new public key from someone else should be trusted only if you got it directly from its owner, or if it has been signed by someone you trust. Make sure no one else can tamper with your own public keyring. Maintain physical control of both your public keyring and your private key, preferably on your own personal computer rather than on a remote timesharing system. Keep a backup copy of both keyrings.

## Not Quite Deleted Files

Another potential security problem is caused by how most operating systems delete files. When you encrypt a file and then delete the original plaintext file, the operating system doesn't actually physically erase the data. It merely marks those disk blocks as deleted, allowing the space to be reused later. It's sort of like discarding sensitive paper documents in the paper recycling bin instead of the paper shredder. The disk blocks still contain the original sensitive data you wanted to erase, and will probably be overwritten by new data at some point in the future. If an attacker reads these deleted disk blocks soon after they have been deallocated, he could recover your plaintext.

In fact, this could even happen accidentally, if something went wrong with the disk and some files were accidentally deleted or corrupted. A disk recovery program may be run to recover the damaged files, but this often means that some previously deleted files are resurrected along with everything else. Your confidential files that you thought were gone forever could then reappear and be inspected by whoever is attempting to recover your damaged disk. Even while you are creating the original message with a word processor or text editor, the editor may be creating multiple temporary copies of your text on the disk, just because of its internal workings. These temporary copies of your text are deleted by the word processor when it's done, but these sensitive fragments are still on your disk somewhere.

The only way to prevent the plaintext from reappearing is to somehow cause the deleted plaintext files to be overwritten. Unless you know for sure that all the deleted disk blocks will soon be reused, you must take positive steps to overwrite the plaintext file, and also any fragments of it on the disk left by your word processor. You can take care of any fragments of the plaintext left on the disk by using PGP's Secure Wipe and Freespace Wipe features.

## Viruses and Trojan horses

Another attack could involve a specially tailored hostile computer virus or worm that might infect PGP or your operating system. This hypothetical virus could be designed to capture your passphrase or private key or deciphered messages and to covertly write the captured information to a file or send it through a network to the virus's owner. Or it might alter PGP's behavior so that signatures are not properly checked. This attack is cheaper than cryptanalytic attacks.

Defending against this kind of attack falls into the category of defending against viral infection generally. There are some moderately capable antiviral products commercially available, and there are hygienic procedures to follow that can greatly reduce the chances of viral infection. A complete treatment of antiviral and antiworm countermeasures is beyond the scope of this document. PGP has no defenses against viruses, and assumes that your own personal computer is a trustworthy execution environment. If such a virus or worm actually appeared, hopefully word would soon get around warning everyone.

A similar attack involves someone creating a clever imitation of PGP that behaves like PGP in most respects, but that doesn't work the way it's supposed to. For example, it might be deliberately crippled to not check signatures properly, allowing bogus key certificates to be accepted. This *Trojan horse* version of PGP is not hard for an attacker to create, because PGP source code is widely available, so anyone could modify the source code and produce a lobotomized zombie imitation PGP that looks real but does the bidding of its diabolical master. This Trojan horse version of PGP could then be widely circulated, claiming to be from a legitimate source. How insidious.

You should make an effort to get your copy of PGP directly from Network Associates, Inc.

There are other ways to check PGP for tampering, using digital signatures. You could use another trusted version of PGP to check the signature on a suspect version of PGP. But this won't help at all if your operating system is infected, nor will it detect if your original copy of `pgp.exe` has been maliciously altered in such a way as to compromise its own ability to check signatures. This test also assumes that you have a good trusted copy of the public key that you use to check the signature on the PGP executable.

## Swap files or virtual memory

PGP was originally developed for MS-DOS, a primitive operating system by today's standards. But as it was ported to other more complex operating systems, such as Microsoft Windows and the Macintosh OS, a new vulnerability emerged. This vulnerability stems from the fact that these fancier operating systems use a technique called *virtual memory*.

Virtual memory allows you to run huge programs on your computer that are bigger than the space available in your computer's semiconductor memory chips. This is handy because software has become more and more bloated since graphical user interfaces became the norm and users started running several large applications at the same time. The operating system uses the hard disk to store portions of your software that aren't being used at the moment. This means that the operating system might, without your knowledge, write out to disk some things that you thought were kept only in main memory—things like keys, passphrases, and decrypted plaintext. PGP does not keep that kind of sensitive data lying around in memory for longer than necessary, but there is some chance that the operating system could write it out to disk anyway.

The data is written out to some scratchpad area of the disk, known as a *swap file*. Data is read back in from the swap file as needed, so that only part of your program or data is in physical memory at any one time. All this activity is invisible to the user, who just sees the disk chattering away. Microsoft Windows swaps chunks of memory, called *pages*, using a Least Recently Used (LRU) page-replacement algorithm. This means pages that have not been accessed for the longest period of time are the first ones to be swapped to the disk. This approach suggests that in most cases the risk is fairly low that sensitive data will be swapped out to disk, because PGP doesn't leave it in memory for very long. But we don't make any guarantees.

This swap file can be accessed by anyone who can get physical access to your computer. If you are concerned about this problem, you may be able to solve it by obtaining special software that overwrites your swap file. Another possible cure is to turn off your operating system's virtual memory feature. Microsoft Windows allows this, and so does the Mac OS. Turning off virtual memory may mean that you need to have more physical RAM chips installed in order to fit everything in RAM.

## Physical security breach

A physical security breach may allow someone to physically acquire your plaintext files or printed messages. A determined opponent might accomplish this through burglary, trash-picking, unreasonable search and seizure, or bribery, blackmail, or infiltration of your staff. Some of these attacks may be especially feasible against grass-roots political organizations that depend on a largely volunteer staff.

Don't be lulled into a false sense of security just because you have a cryptographic tool. Cryptographic techniques protect data only while it's encrypted—direct physical security violations can still compromise plaintext data or written or spoken information.

This kind of attack is cheaper than cryptanalytic attacks on PGP.

## Tempest attacks

Another kind of attack that has been used by well-equipped opponents involves the remote detection of the electromagnetic signals from your computer. This expensive and somewhat labor-intensive attack is probably still cheaper than direct cryptanalytic attacks. An appropriately instrumented van can park near your office and remotely pick up all of your keystrokes and messages displayed on your computer video screen. This would compromise all of your passwords, messages, and so on. This attack can be thwarted by properly shielding all of your computer equipment and network cabling so that it does not emit these signals. This shielding technology, known as "Tempest," is used by some government agencies and defense contractors. There are hardware vendors who supply Tempest shielding commercially.

## Protecting against bogus timestamps

A somewhat obscure vulnerability of PGP involves dishonest users creating bogus timestamps on their own public key certificates and signatures. You can skip over this section if you are a casual user and aren't deeply into obscure public-key protocols.

There's nothing to stop a dishonest user from altering the date and time setting of his own system's clock, and generating his own public key certificates and signatures that appear to have been created at a different time. He can make it appear that he signed something earlier or later than he actually did, or that his public/private key pair was created earlier or later. This may have some legal or financial benefit to him, for example by creating some kind of loophole that might allow him to repudiate a signature.

I think this problem of falsified timestamps in digital signatures is no worse than it is already in handwritten signatures. Anyone can write any date next to their handwritten signature on a contract, but no one seems to be alarmed about this state of affairs. In some cases, an “incorrect” date on a handwritten signature might not be associated with actual fraud. The timestamp might be when the signator asserts that he signed a document, or maybe when he wants the signature to go into effect.

In situations where it is critical that a signature be trusted to have the actual correct date, people can simply use notaries to witness and date a handwritten signature. The analog to this in digital signatures is to get a trusted third party to sign a signature certificate, applying a trusted timestamp. No exotic or overly formal protocols are needed for this. Witnessed signatures have long been recognized as a legitimate way of determining when a document was signed.

A trustworthy Certifying Authority or notary could create notarized signatures with a trustworthy timestamp. This would not necessarily require a centralized authority. Perhaps any trusted introducer or disinterested party could serve this function, the same way real notary publics do now. When a notary signs other people's signatures, it creates a signature certificate of a signature certificate. This would serve as a witness to the signature in the same way that real notaries now witness handwritten signatures. The notary could enter the detached signature certificate (without the actual whole document that was signed) into a special log controlled by the notary. Anyone could read this log. The notary's signature would have a trusted timestamp, which might have greater credibility or more legal significance than the timestamp in the original signature.

There is a good treatment of this topic in Denning's 1983 article in IEEE Computer. Future enhancements to PGP might have features to easily manage notarized signatures of signatures, with trusted timestamps.

## Exposure on multi-user systems

PGP was originally designed for a single-user PC under your direct physical control. If you run PGP at home on your own PC, your encrypted files are generally safe, unless someone breaks into your house, steals your PC and persuades you to give them your passphrase (or your passphrase is simple enough to guess).

PGP is not designed to protect your data while it is in plaintext form on a compromised system. Nor can it prevent an intruder from using sophisticated measures to read your private key while it is being used. You will just have to recognize these risks on multiuser systems, and adjust your expectations and behavior accordingly. Perhaps your situation is such that you should consider only running PGP on an isolated single-user system under your direct physical control.

## Traffic analysis

Even if the attacker cannot read the contents of your encrypted messages, he may be able to infer at least some useful information by observing where the messages come from and where they are going, the size of the messages, and the time of day the messages are sent. This is analogous to the attacker looking at your long-distance phone bill to see who you called and when and for how long, even though the actual content of your calls is unknown to the attacker. This is called traffic analysis. PGP alone does not protect against traffic analysis. Solving this problem would require specialized communication protocols designed to reduce exposure to traffic analysis in your communication environment, possibly with some cryptographic assistance.

## Cryptanalysis

An expensive and formidable cryptanalytic attack could possibly be mounted by someone with vast supercomputer resources, such as a government intelligence agency. They might crack your public key by using some new secret mathematical breakthrough. But civilian academia has been intensively attacking public key cryptography without success since 1978.

Perhaps the government has some classified methods of cracking the conventional encryption algorithms used in PGP. This is every cryptographer's worst nightmare. There can be no absolute security guarantees in practical cryptographic implementations.

Still, some optimism seems justified. The public key algorithms, message digest algorithms, and block ciphers used in PGP were designed by some of the best cryptographers in the world. PGP's algorithms has had extensive security analysis and peer review from some of the best cryptanalysts in the unclassified world.

Besides, even if the block ciphers used in PGP have some subtle unknown weaknesses, PGP compresses the plaintext before encryption, which should greatly reduce those weaknesses. The computational workload to crack it is likely to be much more expensive than the value of the message.

If your situation justifies worrying about very formidable attacks of this caliber, then perhaps you should contact a data security consultant for some customized data security approaches tailored to your special needs.

In summary, without good cryptographic protection of your data communications, it may be practically effortless and perhaps even routine for an opponent to intercept your messages, especially those sent through a modem or email system. If you use PGP and follow reasonable precautions, the attacker will have to expend far more effort and expense to violate your privacy.

If you protect yourself against the simplest attacks, and you feel confident that your privacy is not going to be violated by a determined and highly resourceful attacker, then you'll probably be safe using PGP. PGP gives you Pretty Good Privacy.





# Glossary

<b>A5</b>	a trade-secret cryptographic algorithm used in European cellular telephones.
<b>Access control</b>	a method of restricting access to resources, allowing only privileged entities access.
<b>Additional recipient request key</b>	a special key whose presence indicates that all messages encrypted to its associated base key should also be automatically encrypted to it. Sometimes referred to by its marketing term, <i>additional decryption key</i> .
<b>AES (Advanced Encryption Standard)</b>	NIST approved standards, usually used for the next 20 - 30 years.
<b>AKEP (Authentication Key Exchange Protocol)</b>	key transport based on symmetric encryption allowing two parties to exchange a shared secret key, secure against passive adversaries.
<b>Algorithm (encryption)</b>	a set of mathematical rules (logic) used in the processes of encryption and decryption.
<b>Algorithm (hash)</b>	a set of mathematical rules (logic) used in the processes of message digest creation and key/signature generation.
<b>Anonymity</b>	of unknown or undeclared origin or authorship, concealing an entity's identification.
<b>ANSI (American National Standards Institute)</b>	develops standards through various Accredited Standards Committees (ASC). The X9 committee focuses on security standards for the financial services industry.
<b>API (Application Programming Interface)</b>	provides the means to take advantage of software features, allowing dissimilar software products to interact upon one another.

<b>ASN.1 (Abstract Syntax Notation One)</b>	ISO/IEC standard for encoding rules used in ANSI X.509 certificates, two types exist - DER (Distinguished Encoding Rules) and BER (Basic Encoding Rules).
<b>Asymmetric keys</b>	a separate but integrated user key-pair, comprised of one public key and one private key. Each key is one way, meaning that a key used to encrypt information can not be used to decrypt the same data.
<b>Authentication</b>	to prove genuine by corroboration of the identity of an entity.
<b>Authorization certificate</b>	an electronic document to prove one's access or privilege rights, also to prove one is who they say they are.
<b>Authorization</b>	to convey official sanction, access or legal power to an entity.
<b>Blind signature</b>	ability to sign documents without knowledge of content, similar to a notary public.
<b>Block cipher</b>	a symmetric cipher operating on blocks of plain text and cipher text, usually 64 bits.
<b>Blowfish</b>	a 64-bit block symmetric cipher consisting of key expansion and data encryption. A fast, simple, and compact algorithm in the public domain written by Bruce Schneier.
<b>CA (Certificate Authority)</b>	a trusted third party (TTP) who creates certificates that consist of assertions on various attributes and binds them to an entity and/or to their public key.
<b>CAPI (Crypto API)</b>	Microsoft's crypto API for Windows-based operating systems and applications.
<b>Capstone</b>	an NSA-developed cryptographic chip that implements a US government Key Escrow capability.
<b>CAST</b>	a 64-bit block cipher using 64-bit key, six S-boxes with 8-bit input and 32-bit output, developed in Canada by Carlisle Adams and Stafford Tavares.

<b>CBC (Cipher Block Chaining)</b>	the process of having plain text XORed with the previous cipher text block before it is encrypted, thus adding a feedback mechanism to a block cipher.
<b>CDK (Crypto Developer Kit)</b>	a documented environment, including an API for third parties to write secure applications using a specific vendor's cryptographic library.
<b>CERT (Computer Emergency Response Team)</b>	security clearinghouse that promotes security awareness. CERT provides 24-hour technical assistance for computer and network security incidents. CERT is located at the Software Engineering Institute at Carnegie Mellon University in Pittsburgh, PA.
<b>Certificate (digital certificate)</b>	an electronic document attached to a public key by a trusted third party, which provides proof that the public key belongs to a legitimate owner and has not been compromised.
<b>CFM (Cipher Feedback Mode)</b>	a block cipher that has been implemented as a self-synchronizing stream cipher.
<b>CDSA (Common Data Security Architecture)</b>	Intel Architecture Labs (IAL) developed this framework to address the data security problems inherent to Internet and Intranet for use in Intel and others' Internet products.
<b>Certification</b>	endorsement of information by a trusted entity.
<b>CHAP (Challenge Authentication Protocol)</b>	a session-based, two-way password authentication scheme.
<b>Cipher text</b>	the result of manipulating either characters or bits via substitution, transposition, or both.
<b>Clear text</b>	characters in a human readable form or bits in a machine-readable form (also called <i>plain text</i> ).
<b>Confidentiality</b>	the act of keeping something private and secret from all but those who are authorized to see it.

<b>Cookie</b>	Persistent Client State HTTP Cookie - a file or token of sorts, that is passed from the web server to the web client (your browser) that is used to identify you and could record personal information such as ID and password, mailing address, credit card number, and other information.
<b>CRAB</b>	a 1024-byte block cipher (similar to MD5), using techniques from a one-way hash function, developed by Burt Kaliski and Matt Robshaw at RSA Laboratories.
<b>Credentials</b>	something that provides a basis for credit or confidence.
<b>CRL (Certificate Revocation List)</b>	an online, up-to-date list of previously issued certificates that are no longer valid.
<b>Cross-certification</b>	two or more organizations or Certificate Authorities that share some level of trust.
<b>Cryptanalysis</b>	the art or science of transferring cipher text into plain text without initial knowledge of the key used to encrypt the plain text.
<b>CRYPTOKI</b>	same as PKCS #11.
<b>Cryptography</b>	the art and science of creating messages that have some combination of being private, signed, unmodified with non-repudiation.
<b>Cryptosystem</b>	a system comprised of cryptographic algorithms, all possible plain text, cipher text, and keys.
<b>Data integrity</b>	a method of ensuring information has not been altered by unauthorized or unknown means.
<b>Decryption</b>	the process of turning cipher text back into plain text.
<b>DES (Data Encryption Standard)</b>	a 64-bit block cipher, symmetric algorithm also known as Data Encryption Algorithm (DEA) by ANSI and DEA-1 by ISO. Widely used for over 20 years, adopted in 1976 as FIPS 46.

<b>Dictionary attack</b>	a calculated brute force attack to reveal a password by trying obvious and logical combinations of words.
<b>Diffie-Hellman</b>	the first public key algorithm, invented in 1976, using discrete logarithms in a finite field.
<b>Digital cash</b>	electronic money that is stored and transferred through a variety of complex protocols.
<b>Direct trust</b>	an establishment of peer-to-peer confidence.
<b>Discrete logarithm</b>	the underlying mathematical problem used in/by asymmetric algorithms, like Diffie-Hellman and Elliptic Curve. It is the inverse problem of modular exponentiation, which is a one-way function.
<b>DMS (Defense Messaging System)</b>	standards designed by the U.S. Department of Defense to provide a secure and reliable enterprise-wide messaging infrastructure for government and military agencies.
<b>DNSSEC (Domain Name System Security Working Group)</b>	a proposed <i>IETF</i> draft that will specify enhancements to the DNS protocol to protect the DNS against unauthorized modification of data and against masquerading of data origin. It will add data integrity and authentication capabilities to the DNS via digital signatures.
<b>DSA (Digital Signature Algorithm)</b>	a public key digital signature algorithm proposed by NIST for use in DSS.
<b>Digital signature</b>	an electronic identification of a person or thing created by using a public key algorithm. Intended to verify to a recipient the integrity of data and identity of the sender of the data.
<b>DSS (Digital Signature Standard)</b>	a NIST proposed standard (FIPS) for digital signatures using DSA.
<b>ECC (Elliptic Curve Cryptosystem)</b>	a unique method for creating public key algorithms based on mathematical curves over finite fields or with large prime numbers.

<b>EDI (Electronic Data Interchange)</b>	the direct, standardized computer-to-computer exchange of business documents (purchase orders, invoices, payments, inventory analyses, and others) between your organization and your suppliers and customers.
<b>EES (Escrowed Encryption Standard)</b>	a proposed U.S. government standard for escrowing private keys.
<b>Elgamal scheme</b>	used for both digital signatures and encryption based on discrete logarithms in a finite field; can be used with the DSA function.
<b>Encryption</b>	the process of disguising a message in such a way as to hide its substance.
<b>Entropy</b>	a mathematical measurement of the amount of uncertainty or randomness.
<b>FEAL</b>	a block cipher using 64-bit block and 64-bit key, design by A. Shimizu and S. Miyaguchi at NTT Japan.
<b>Filter</b>	a function, set of functions, or combination of functions that applies some number of transforms to its input set, yielding an output set containing only those members of the input set that satisfy the transform criteria. The selected members may or may not be further transformed in the resultant output set. An example would be a search function that accepts multiple strings having a boolean relationship (( like <i>a</i> or like <i>b</i> ) but not containing <i>c</i> ), and optionally forces the case of the found strings in the resultant output.
<b>Fingerprint</b>	a unique identifier for a key that is obtained by hashing specific portions of the key data.
<b>FIPS (Federal Information Processing Standard)</b>	a U.S. government standard published by NIST.
<b>Firewall</b>	a combination of hardware and software that protects the perimeter of the public/private network against certain attacks to ensure some degree of security.

<b>GAK (Government Access to Keys)</b>	a method for the government to escrow individual's private key.
<b>Gost</b>	a 64-bit symmetric block cipher using a 256-bit key, developed in the former Soviet Union.
<b>GSS-API (Generic Security Services API)</b>	a high-level security API based upon IETF RFC 1508, which isolates session-oriented application code from implementation details.
<b>Hash function</b>	a one-way hash function - a function that produces a message digest that cannot be reversed to produce the original.
<b>HMAC</b>	a key-dependent one-way hash function specifically intended for use with MAC (Message Authentication Code), and based upon IETF RFC 2104.
<b>Hierarchical trust</b>	a graded series of entities that distribute trust in an organized fashion, commonly used in ANSI X.509 issuing certifying authorities.
<b>HTTP (HyperText Transfer Protocol)</b>	a common protocol used to transfer documents between servers or from a server to a client.
<b>IDEA (International Data Encryption Standard)</b>	a 64-bit block symmetric cipher using 128-bit keys based on mixing operations from different algebraic groups. Considered one of the strongest algorithms.
<b>IETF (Internet Engineering Task Force)</b>	a large open international community of network designers, operators, vendors, and researchers concerned with the evolution of the Internet architecture and the smooth operation of the Internet. It is open to any interested individual.
<b>Identity certificate</b>	a signed statement that binds a key to the name of an individual and has the intended meaning of delegating authority from that named individual to the public key.
<b>Initialization vector (IV)</b>	a block of arbitrary data that serves as the starting point for a block cipher using a chaining feedback mode (see cipher block chaining).

<b>Integrity</b>	assurance that data is not modified (by unauthorized persons) during storage or transmittal.
<b>IPSec</b>	a TCP/IP layer encryption scheme under consideration within the IETF.
<b>ISA/KMP (Internet Security Association, Key Mgt. Protocol)</b>	defines the procedures for authenticating a communicating peer, creation and management of Security Associations, key generation techniques, and threat mitigation, for example, denial of service and replay attacks.
<b>ISO (International Organization for Standardization)</b>	responsible for a wide range of standards, like the OSI model and international relationship with ANSI on X.509.
<b>ITU-T (International Telecommunication Union-Telecommunication)</b>	formally the CCITT (Consultative Committee for International Telegraph and Telephone), a worldwide telecommunications technology standards organization.
<b>Kerberos</b>	a trusted third-party authentication protocol developed at MIT.
<b>Key</b>	a means of gaining or preventing access, possession, or control represented by any one of a large number of values.
<b>Key escrow/recovery</b>	a mechanism that allows a third party to retrieve the cryptographic keys used for data confidentiality, with the ultimate goal of recovery of encrypted data.
<b>Key exchange</b>	a scheme for two or more nodes to transfer a secret session key across an unsecured channel.
<b>Key length</b>	the number of bits representing the key size; the longer the key, the stronger it is.
<b>Key management</b>	the process and procedure for safely storing and distributing accurate cryptographic keys; the overall process of generating and distributing cryptographic key to authorized recipients in a secure manner.



<b>Key splitting</b>	a process for dividing portions of a single key between multiple parties, none having the ability to reconstruct the whole key.
<b>LDAP (Lightweight Directory Access Protocol)</b>	a simple protocol that supports access and search operations on directories containing information such as names, phone numbers, and addresses across otherwise incompatible systems over the Internet.
<b>Lexical section</b>	a distinct portion of a message that contains a specific class of data, for example, clear-signed data, encrypted data, and key data.
<b>MAA (Message Authenticator Algorithm)</b>	an ISO standard that produces a 32-bit hash, designed for IBM mainframes.
<b>MAC (Message Authentication Code)</b>	a key-dependent one-way hash function, requiring the use of the identical key to verify the hash.
<b>MD2 (Message Digest 2)</b>	128-bit one-way hash function designed by Ron Rivest, dependent on a random permutation of bytes.
<b>MD4 (Message Digest 4)</b>	128-bit one-way hash function designed by Ron Rivest, using a simple set of bit manipulations on 32-bit operands.
<b>MD5 (Message Digest 5)</b>	improved, more complex version of MD4, but still a 128-bit one-way hash function.
<b>Message digest</b>	a number that is derived from a message. Change a single character in the message and the message will have a different message digest.
<b>MIC (Message Integrity Check)</b>	originally defined in PEM for authentication using MD2 or MD5. Micalg (message integrity calculation) is used in secure MIME implementations.
<b>MIME (Multipurpose Internet Mail Extensions)</b>	a freely available set of specifications that offers a way to interchange text in languages with different character sets, and multimedia email among many different computer systems that use Internet mail standards.

**MMB (Modular Multiplication-based Block)**

based on IDEA, Joan Daemen developed this 128-bit key /128-bit block size symmetric algorithm, not used because of its susceptibility to linear cryptanalysis.

**MOSS (MIME Object Security Service)**

defined in RFC 1848, it facilitates encryption and signature services for MIME, including key management based on asymmetric techniques (not widely used).

**MSP (Message Security Protocol)**

the military equivalent of PEM, an X.400-compatible application level protocol for securing e-mail, developed by the NSA in late 1980.

**MTI**

a one-pass key agreement protocol by Matsumoto, Takashima, and Imai that provides mutual key authentication without key confirmation or entity authentication.

**NAT (Network Address Translator)**

RFC 1631, a router connecting two networks together; one designated as inside, is addressed with either private or obsolete addresses that need to be converted into legal addresses before packets are forwarded onto the other network (designated as outside).

**NIST (National Institute for Standards and Technology)**

a division of the U.S. Dept. of Commerce that publishes open, interoperability standards called FIPS.

**Non-repudiation**

preventing the denial of previous commitments or actions.

**Oakely**

the “Oakley Session Key Exchange” provides a hybrid Diffie-Hellman session key exchange for use within the ISA/KMP framework. Oakley provides the important property of “Perfect Forward Secrecy.”

**One-time pad**

a large non-repeating set of truly random key letters used for encryption, considered the only perfect encryption scheme, invented by Major J. Mauborgne and G. Vernam in 1917.

<b>One-way hash</b>	a function of a variable string to create a fixed length value representing the original pre-image, also called message digest, fingerprint, message integrity check (MIC).
<b>Orange Book</b>	the National Computer Security Center book entitled <i>Department of Defense Trusted Computer Systems Evaluation Criteria</i> that defines security requirements.
<b>PAP (Password Authentication Protocol)</b>	an authentication protocol that allows PPP peers to authenticate one another, does not prevent unauthorized access but merely identifies the remote end.
<b>Passphrase</b>	an easy-to-remember phrase used for better security than a single password; key crunching converts it into a random key.
<b>Password</b>	a sequence of characters or a word that a subject submits to a system for purposes of authentication, validation, or verification.
<b>PCT (Private Communication Technology)</b>	a protocol developed by Microsoft and Visa for secure communications on the Internet.
<b>PEM (Privacy Enhanced Mail)</b>	a protocol to provide secure internet mail, (RFC 1421-1424) including services for encryption, authentication, message integrity, and key management. PEM uses ANSI X.509 certificates.
<b>Perfect forward secrecy</b>	a cryptosystem in which the cipher text yields no possible information about the plain text, except possibly the length.
<b>Primitive filter</b>	a function that applies a single transform to its input set, yielding an output set containing only those members of the input set that satisfy the transform criteria. An example would be a search function that accepts only a single string and outputs a list of line numbers where the string was found.

<b>Pretty Good Privacy (PGP)</b>	an application and protocol (RFC 1991) for secure e-mail and file encryption developed by Phil R. Zimmermann. Originally published as Freeware, the source code has always been available for public scrutiny. PGP uses a variety of algorithms, like IDEA, RSA, DSA, MD5, SHA-1 for providing encryption, authentication, message integrity, and key management. PGP is based on the “Web-of-Trust” model and has worldwide deployment.
<b>PGP/MIME</b>	an IETF standard (RFC 2015) that provides privacy and authentication using the Multipurpose Internet Mail Extensions (MIME) security content types described in RFC1847, currently deployed in PGP 5.0 and later versions.
<b>PKCS (Public Key Crypto Standards)</b>	a set of <i>de facto</i> standards for public key cryptography developed in cooperation with an informal consortium (Apple, DEC, Lotus, Microsoft, MIT, RSA, and Sun) that includes algorithm-specific and algorithm-independent implementation standards. Specifications defining message syntax and other protocols controlled by RSA Data Security Inc.
<b>PKI (Public Key Infrastructure)</b>	a widely available and accessible certificate system for obtaining an entity’s public key with some degree of certainty that you have the “right” key and that it has not been revoked.
<b>Plain text (or clear text)</b>	the human readable data or message before it is encrypted.
<b>Pseudo-random number</b>	a number that results from applying randomizing algorithms to input derived from the computing environment, for example, mouse coordinates. See <i>random number</i> .
<b>Private key</b>	the privately held “secret” component of an integrated asymmetric key pair, often referred to as the decryption key.

<b>Public key</b>	the publicly available component of an integrated asymmetric key pair often referred to as the encryption key.
<b>RADIUS (Remote Authentication Dial-In User Service)</b>	an IETF protocol (developed by Livingston, Enterprise), for distributed security that secures remote access to networks and network services against unauthorized access. RADIUS consists of two pieces - authentication server code and client protocols.
<b>Random number</b>	an important aspect to many cryptosystems, and a necessary element in generating a unique key(s) that are unpredictable to an adversary. True random numbers are usually derived from analog sources, and usually involve the use of special hardware.
<b>RC2 (Rivest Cipher 2)</b>	variable key size, 64-bit block symmetric cipher, a trade secret held by RSA, SDI.
<b>RC4 (Rivest Cipher 4)</b>	variable key size stream cipher, once a proprietary algorithm of RSA Data Security, Inc.
<b>RC5 (Rivest Cipher 5)</b>	a block cipher with a variety of arguments, block size, key size, and number of rounds.
<b>RIPE-MD</b>	an algorithm developed for the European Community's RIPE project, designed to resist known cryptanalysis attacks and produce a 128-bit hash value, a variation of MD4.
<b>REDOC</b>	a U.S.-patented block cipher algorithm developed by M. Wood, using a 160-bit key and an 80-bit block.
<b>Revocation</b>	retraction of certification or authorization.
<b>RFC (Request for Comment)</b>	an IETF document, either FYI (For Your Information) RFC sub-series that are overviews and introductory or STD RFC sub-series that identify specify Internet standards. Each RFC has an RFC number by which it is indexed and by which it can be retrieved ( <a href="http://www.ietf.org">www.ietf.org</a> ).

<b>ROT-13 (Rotation Cipher)</b>	a simple substitution (Caesar) cipher, rotating each 26 letters 13 places.
<b>RSA</b>	short for RSA Data Security, Inc.; or referring to the principals - Ron Rivest, Adi Shamir, and Len Adleman; or referring to the algorithm they invented. The RSA algorithm is used in public key cryptography and is based on the fact that it is easy to multiply two large prime numbers together, but hard to factor them out of the product.
<b>SAFER (Secure And Fast Encryption Routine)</b>	a non-proprietary block cipher 64-bit key encryption algorithm. It is not patented, is available license free, and was developed by Massey, who also developed IDEA.
<b>Salt</b>	a random string that is concatenated with passwords (or random numbers) before being operated on by a one-way function. This concatenation effectively lengthens and obscures the password, making the cipher text less susceptible to dictionary attacks.
<b>SDSI (Simple Distributed Security Infrastructure)</b>	a new <i>PKI</i> proposal from Ronald L. Rivest (MIT), and Butler Lampson (Microsoft). It provides a means of defining groups and issuing group-membership, access-control lists, and security policies. SDSI's design emphasizes linked local name spaces rather than a hierarchical global name space.
<b>SEAL (Software-optimized Encryption Algorithm)</b>	a fast stream cipher for 32-bit machines designed by Rogaway and Coppersmith.
<b>Secret key</b>	either the “private key” in public key (asymmetric) algorithms or the “session key” in symmetric algorithms.
<b>Secure channel</b>	a means of conveying information from one entity to another such that an adversary does not have the ability to reorder, delete, insert, or read (SSL, IPSec, whispering in someone’s ear).

<b>Self-signed key</b>	a public key that has been signed by the corresponding private key for proof of ownership.
<b>SEPP (Secure Electronic Payment Protocol)</b>	an open specification for secure bankcard transactions over the Internet. Developed by IBM, Netscape, GTE, Cybercash, and MasterCard.
<b>SESAME (Secure European System for Applications in a Multi-vendor Environment)</b>	European research and development project that extended Kerberos by adding authorization and access services.
<b>Session key</b>	the secret (symmetric) key used to encrypt each set of data on a transaction basis. A different session key is used for each communication session.
<b>SET (Secure Electronic Transaction)</b>	provides for secure exchange of credit card numbers over the Internet.
<b>SHA-1 (Secure Hash Algorithm)</b>	the 1994 revision to SHA, developed by NIST, (FIPS 180-1) used with DSS produces a 160-bit hash, similar to MD4, which is very popular and is widely implemented.
<b>Single sign-on</b>	one log-on provides access to all resources of the network.
<b>SKIP (Simple Key for IP)</b>	simple key-management for Internet protocols, developed by Sun Microsystems, Inc.
<b>Skipjack</b>	the 80-bit key encryption algorithm contained in NSA's Clipper chip.
<b>SKMP (Secure key Management Protocol)</b>	an IBM proposed key-recovery architecture that uses a key encapsulation technique to provide the key and message recovery to a trusted third-party escrow agent.

**S/MIME (Secure Multipurpose Mail Extension)**

a proposed standard developed by Deming software and RSA Data Security for encrypting and/or authenticating MIME data. S/MIME defines a format for the MIME data, the algorithms that must be used for interoperability (RSA, RC2, SHA-1), and the additional operational concerns such as ANSI X.509 certificates and transport over the Internet.

**SNAPI (Secure Network API)**

a Netscape driven API for security services that provide ways for resources to be protected against unauthorized users, for communication to be encrypted and authenticated, and for the integrity of information to be verified.

**SPKI (Simple Public Key Infrastructure)**

an IETF proposed draft standard, (by Ellison, Frantz, and Thomas) public key certificate format, associated signature and other formats, and key acquisition protocol. Recently merged with Ron Rivest's SDSI proposal.

**SSH (Secure Shell)**

an IETF proposed protocol for securing the transport layer by providing encryption, cryptographic host authentication, and integrity protection.

**SSH (Site Security Handbook)**

the Working Group (WG) of the Internet Engineering Task Force has been working since 1994 to produce a pair of documents designed to educate the Internet community in the area of security. The first document is a complete reworking of RFC 1244, and is targeted at system and network administrators, as well as decision makers (middle management).

**SSL (Secure Socket Layer)**

developed by Netscape to provide security and privacy over the Internet. Supports server and client authentication and maintains the security and integrity of the transmission channel. Operates at the transport layer and mimics the "sockets library," allowing it to be application independent. Encrypts the entire communication channel and does not support digital signatures at the message level.

**SST (Secure Transaction Technology)**

a secure payment protocol developed by Microsoft and Visa as a companion to the PCT protocol.



<b>Stream cipher</b>	a class of symmetric key encryption where transformation can be changed for each symbol of plain text being encrypted, useful for equipment with little memory to buffer data.
<b>STU-III (Secure Telephone Unit)</b>	NSA designed telephone for secure voice and low-speed data communications for use by the U.S. Dept. of Defense and their contractors.
<b>Substitution cipher</b>	the characters of the plain text are substituted with other characters to form the cipher text.
<b>S/WAN (Secure Wide Area Network)</b>	RSA Data Security, Inc. driven specifications for implementing IPSec to ensure interoperability among firewall and TCP/IP products. S/WAN's goal is to use IPSec to allow companies to mix-and-match firewall and TCP/IP stack products to build Internet-based Virtual Private Networks (VPNs).
<b>Symmetric algorithm</b>	a.k.a., conventional, secret key, and single key algorithms; the encryption and decryption key are either the same or can be calculated from one another. Two sub-categories exist - Block and Stream.
<b>TACACS+ (Terminal Access Controller Access Control System)</b>	a protocol that provides remote access authentication, authorization, and related accounting and logging services, used by Cisco Systems.
<b>Timestamping</b>	recording the time of creation or existence of information.
<b>TLS (Transport Layer Security)</b>	an IETF draft, version 1 is based on the Secure Sockets Layer (SSL) version 3.0 protocol, and provides communications privacy over the Internet.
<b>TLSP (Transport Layer Security Protocol)</b>	ISO 10736, draft international standard.
<b>Transposition cipher</b>	the plain text remains the same but the order of the characters is transposed.
<b>Triple DES</b>	an encryption configuration in which the DES algorithm is used three times with three different keys.

<b>Trust</b>	a firm belief or confidence in the honesty, integrity, justice, and/or reliability of a person, company, or other entity.
<b>TTP (Trust Third-Party)</b>	a responsible party in which all participants involved agree upon in advance, to provide a service or function, such as certification, by binding a public key to an entity, time-stamping, or key-escrow.
<b>UEPS (Universal Electronic Payment System)</b>	a smart-card (secure debit card) -based banking application developed for South Africa where poor telephones make on-line verification impossible.
<b>Validation</b>	a means to provide timeliness of authorization to use or manipulate information or resources.
<b>Verification</b>	to authenticate, confirm, or establish accuracy.
<b>VPN (Virtual Private Network)</b>	allows private networks to span from the end-user, across a public network (Internet) directly to the Home Gateway of choice, such as your company's Intranet.
<b>WAKE (Word Auto Key Encryption)</b>	produces a stream of 32-bit words, which can be XORed with plain text stream to produce cipher text, invented by David Wheeler.

<b>Web of Trust</b>	a distributed trust model used by PGP to validate the ownership of a public key where the level of trust is cumulative based on the individual's knowledge of the "introducers."
<b>W3C (World Wide Web Consortium)</b>	an international industry consortium founded in 1994 to develop common protocols for the evolution of the World Wide Web.
<b>XOR</b>	exclusive-or operation; a mathematical way to represent differences.
<b>X.509v3</b>	an ITU-T digital certificate that is an internationally recognized electronic document used to prove identity and public key ownership over a communication network. It contains the issuer's name, the user's identifying information, and the issuer's digital signature, as well as other possible extensions in version 3.
<b>X9.17</b>	an ANSI specification that details the methodology for generating random and pseudo-random numbers.



# Index

## A

- attackers [12](#)
  - protecting against [37](#)
- attacks
  - cryptanalysis [54](#)
  - on swap files [51](#)
  - on virtual memory [51](#)
  - physical security breach [52](#)
  - tempest [52](#)
  - traffic analysis [54](#)
  - trojan horses [50](#)
  - viruses [50](#)
- authentication [18](#)

## B

- block ciphers [35](#)

## C

- CA [23](#)
- Caesar's Cipher [13](#)
- CAST [33](#)
  - key size [33](#)
- CBC [33](#)
- cert [21](#)
- Certification Authority [23](#)
  - description [38](#)
- certifying
  - public keys [38](#)
- CFB [33](#)
- checking validity [23](#)
- checksum [36](#)
- cipher [12](#)
- cipher block chaining [33](#)
- cipher feedback [33](#)
- ciphertext [11](#)

- cleartext [11](#)
- Clipper chip [32](#)
- complete trust [26](#) to [27](#)
- conventional encryption
  - and key management [14](#)
- Crowell, William [48](#)
- cryptanalysis [12](#)
- cryptographic algorithm [12](#)
- cryptography [11](#)
  - types of [13](#)
- cryptology [12](#)
- cryptosystem [12](#)

## D

- data compression
  - in PGP [16](#)
  - routines [35](#)
- data integrity [18](#)
- decryption [11](#)
- DES [13](#), [33](#)
- dictionary attacks [27](#)
- Diffie-Hellman [15](#)
- digital certificates [21](#)
- digital signatures [18](#)
- Digital Telephony bill [31](#)
- direct trust [25](#)
- disclosure
  - protecting private keys against [42](#)
- DSA [15](#)

## E

- eavesdroppers [12](#)
- Elgamal [15](#)

encryption 11  
    types of 13

Enigma 46

establishing trust 24

## F

fingerprints 23  
    description 36

## H

hash function 19  
hash function, description 36  
hierarchical trust 25  
hybrid cryptosystem 16

## I

IDEA 33 to 34  
    key size 33  
implicit trust 26  
integrity 18  
introducers 38  
    and digital signatures 39, 53  
    description 39  
    trusted 38, 41

## K

key compromise certificate  
    issuing 42  
key distribution  
    and conventional encryption 14  
key pair 14  
key rings 18  
key size 17  
key splitting 28  
keys 12, 17  
    protecting 42

## M

man-in-the-middle attacks 21  
marginal trust 26  
marginally  
    trusted 27  
    valid 27  
message digest 19  
    description 36  
meta-introducers 24  
    and trust 24

## N

Network Associates  
    contacting  
        Customer Care vi  
non-repudiation 18  
NSA 32

## P

passphrases 27  
    compromised 48  
password  
    description 27  
    versus passphrase 27  
PGP  
    how it works 16  
    symmetric algorithms 33  
    vulnerabilities 48  
Phil Zimmermann 29  
PKZIP 35  
plaintext 11  
Privacy Enhanced Mail 41  
private keys 14  
    compromised 48  
    protecting against 42  
protecting  
    against bogus timestamps 52  
public key cryptography 14  
public key tampering 49

public keys [14](#)  
    certifying [38](#)  
    protecting against tampering [37](#)  
    signing [38](#)

## R

random numbers  
    their use as session keys [35](#)  
random seed file [36](#)  
related reading [vii](#)  
residual data [49](#)  
RSA [15](#)

## S

Schneier, Bruce [12](#)  
secret keys [14](#)  
secret-key cryptography [13](#)  
security breach  
    description [52](#)  
session keys [16](#)  
signing  
    public keys [38](#)  
snake oil [43](#)  
strong cryptography [12](#)  
substitution cipher [13](#)  
symmetric-key cryptography [13](#)

## T

tampering  
    protecting your keys against [37](#)  
technical support  
    email address [vi](#)  
    information needed from user [vii](#)  
    online [vi](#)  
tempest attacks [52](#)  
traffic analysis  
    as an attack [54](#)

Triple-DES [33](#) to [34](#)  
    key size [33](#)  
trojan horses [50](#)  
trust [37](#)  
    and meta-introducers [24](#)  
    establishing [24](#)  
    marginal [27](#)  
    trust models [24](#)  
trusted introducers [24](#)  
    description [38](#), [41](#)

## U

untrusted [26](#)  
user ID  
    checking a public key's [38](#)

## V

validity [23](#), [37](#)  
    checking [23](#)  
virus  
    as attacker [50](#)  
vulnerabilities [48](#)

## W

web of trust [26](#)  
worm  
    as attacker [50](#)

## Z

Zimmermann, Phil [29](#)

